

CS 77

CS 77

R

REYNAERS
aluminium

Edition 09/2010 (based on 089.C13F.00)



CS 77 (fenêtres)

- 1 Eléments fixes
- 2 Eléments ouvrants
- 3 Eléments composés
- 4 Combinaisons dans le système

CS 77 (portes)

- 5 Ouvrant vers l'intérieur
- 6 Ouvrant vers l'extérieur

CS 77 Hidden Vent (CS 77-HV)

CS 77 Renaissance (CS 77-Re)

CS 77 Front (CS 77-Fr)

CS 77 Pivot Door (CS 77-PD)

CS 77 Automatic Sliding Door (CS 77-AD)

CS 77 Bullet Proof (CS 77-BP)

CS 77-Fire Proof EI 60 (CS 77-FP EI 60)

CS 77-Fire Proof EI 30 (CS 77-FP EI 30)

CS 77 Anti-burglary Proof (CS 77-AP)

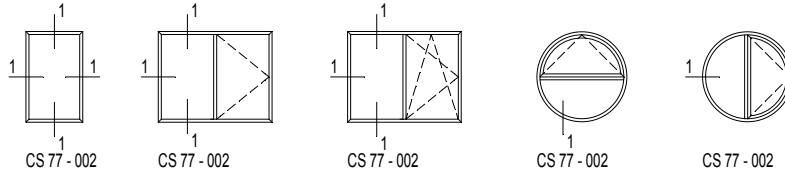
Combinaisons avec d'autres systèmes

CS 77 (Fenêtres)

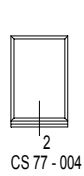


1 Éléments fixes

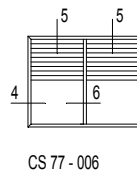
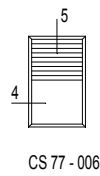
Dormants



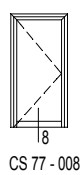
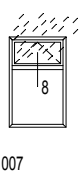
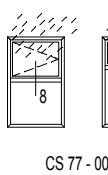
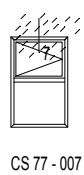
Bavettes



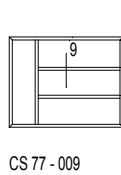
Guide à volet



Rejet d'eau

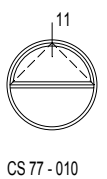
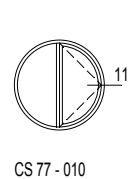
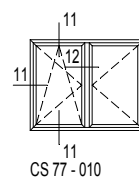
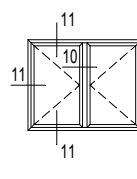
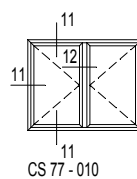
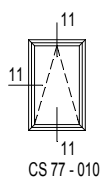
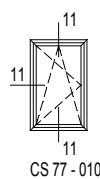
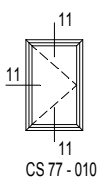


Division dans fenêtre fixe

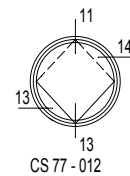
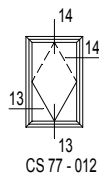


2 Éléments ouvrants

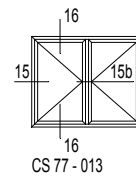
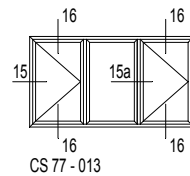
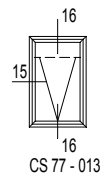
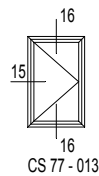
Fenêtres ouvrant vers l'intérieur



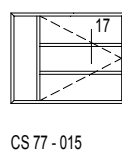
Fenêtre Pivotante



Fenêtre ouvrant vers l'extérieur



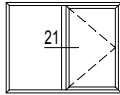
Division dans l'ouvrant



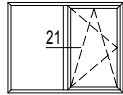


3 Eléments composés

Traverse

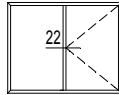


CS 77 - 016

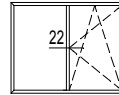


CS 77 - 016

Traverse renforcée

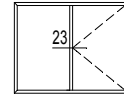


CS 77 - 018

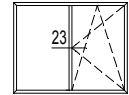


CS 77 - 018

Profilé de renforcement

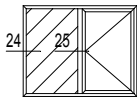


CS 77 - 020
CS 77 - 021



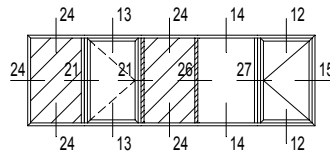
CS 77 - 020
CS 77 - 021

Dormants / Traverse

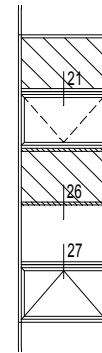


CS 77 - 024

Profilé inversion parciose



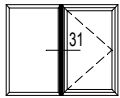
CS 77 - 026



CS 77 - 026

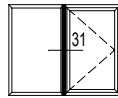
4 Combinaisons dans le système

Dans un même plan



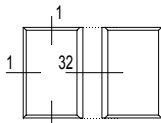
CS 77 - 027

Profilé d'élargissement

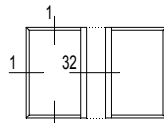


CS 77 - 027

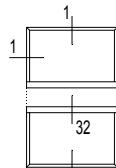
Dilatation



CS 77 - 028

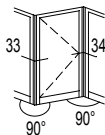


CS 77 - 028

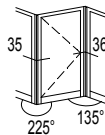


CS 77 - 028

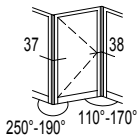
Profilés d'angle



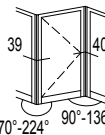
CS 77 - 030
CS 77 - 031



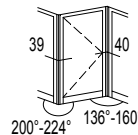
CS 77 - 032



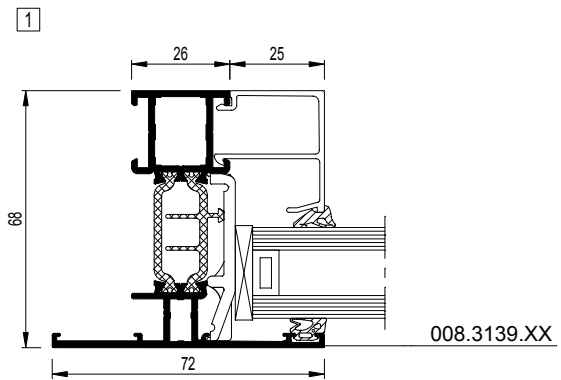
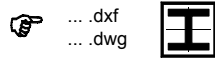
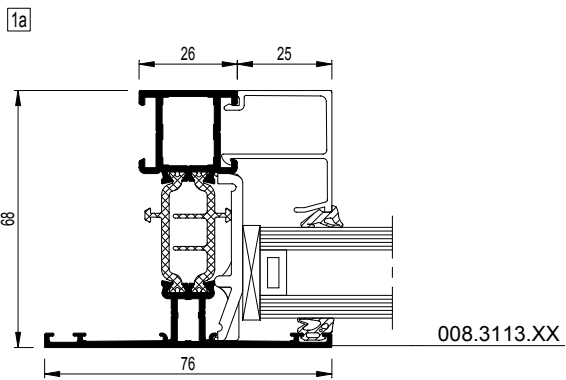
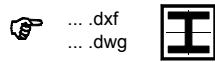
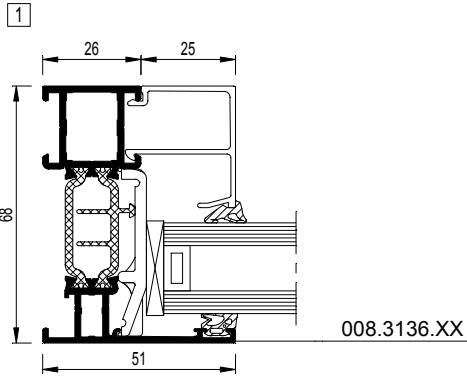
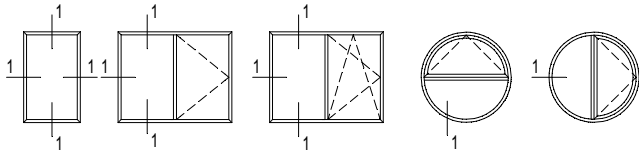
CS 77 - 033



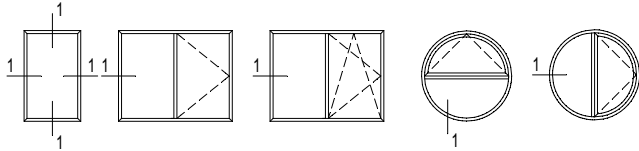
CS 77 - 033



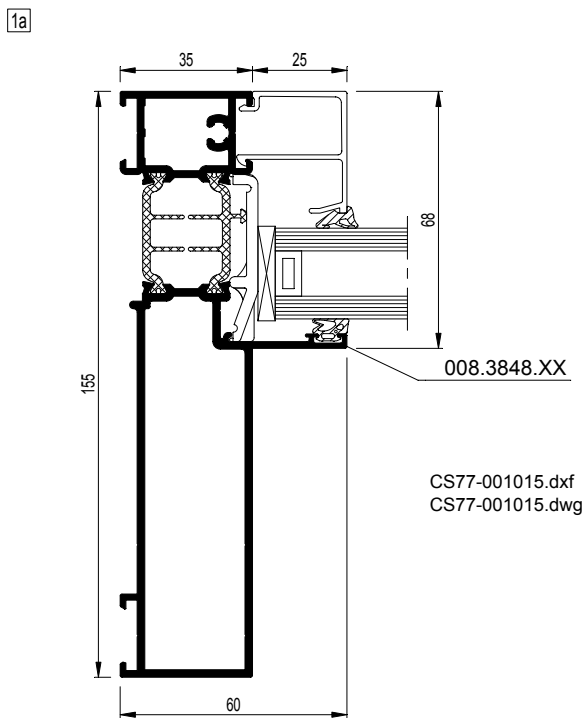
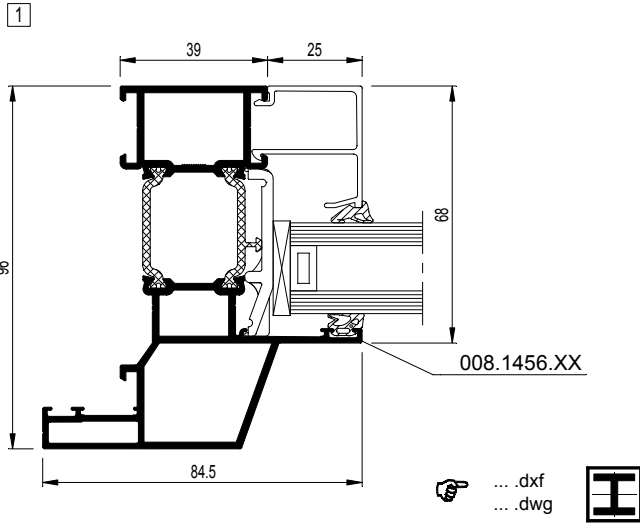
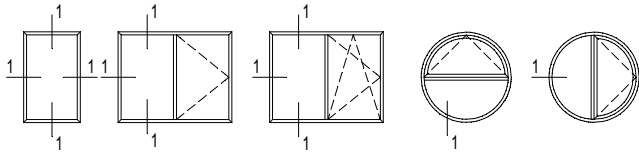
CS 77 - 033

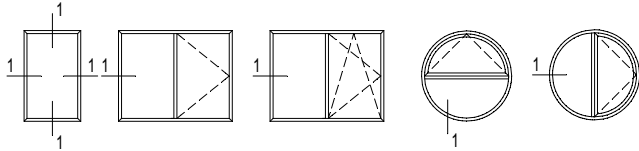


CS77-001005.dxf
 CS77-001005.dwg



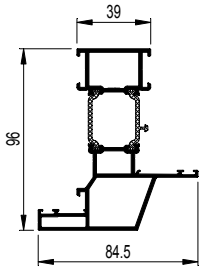
<p>008.3136.XX</p> <p>$I_x = 14.563 \text{ cm}^4$</p> <p>1 CS77-001001.dxf CS77-001001.dwg</p>	<p>008.3183.XX</p> <p>$I_x = 23.783 \text{ cm}^4$</p> <p>1 CS77-001002.dxf CS77-001002.dwg</p>	<p>008.3125.XX</p> <p>$I_x = 28.494 \text{ cm}^4$</p> <p>1 CS77-001003.dxf CS77-001003.dwg</p>	<p>008.3140.XX</p> <p>$I_x = 33.22 \text{ cm}^4$</p> <p>1 CS77-001004.dxf CS77-001004.dwg</p>
<p>008.3139.XX</p> <p>$I_x = 16.753 \text{ cm}^4$</p> <p>1 CS77-001005.dxf CS77-001005.dwg</p>	<p>008.3141.XX</p> <p>$I_x = 17.381 \text{ cm}^4$</p> <p>1 CS77-001006.dxf CS77-001006.dwg</p>	<p>008.3197.XX</p> <p>$I_x = 20.218 \text{ cm}^4$</p> <p>1 CS77-001007.dxf CS77-001007.dwg</p>	
<p>008.3113.XX</p> <p>$I_x = 16.916 \text{ cm}^4$</p> <p>1a CS77-001008.dxf CS77-001008.dwg</p>	<p>008.3120.XX</p> <p>$I_x = 26.891 \text{ cm}^4$</p> <p>1a CS77-001009.dxf CS77-001009.dwg</p>	<p>008.3114.XX</p> <p>$I_x = 31.671 \text{ cm}^4$</p> <p>1a CS77-001010.dxf CS77-001010.dwg</p>	<p>008.3123.XX</p> <p>$I_x = 36.452 \text{ cm}^4$</p> <p>1a CS77-001011.dxf CS77-001011.dwg</p>





008.1456.XX

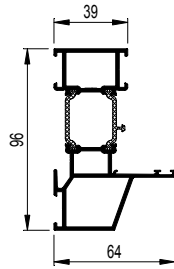
$I_x = 56.445 \text{ cm}^4$



1 CS77-001012.dxf
 CS77-001012.dwg

008.1455.XX

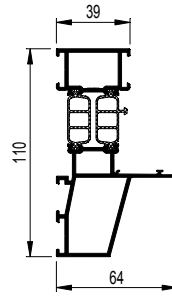
$I_x = 47.750 \text{ cm}^4$



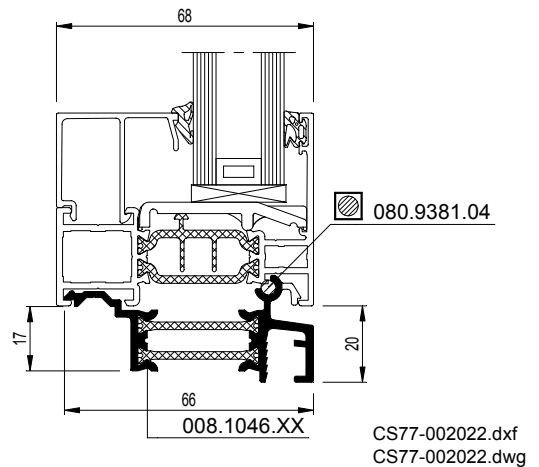
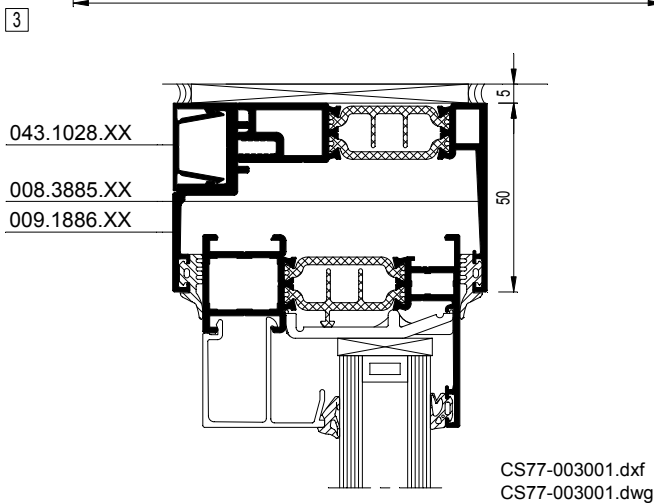
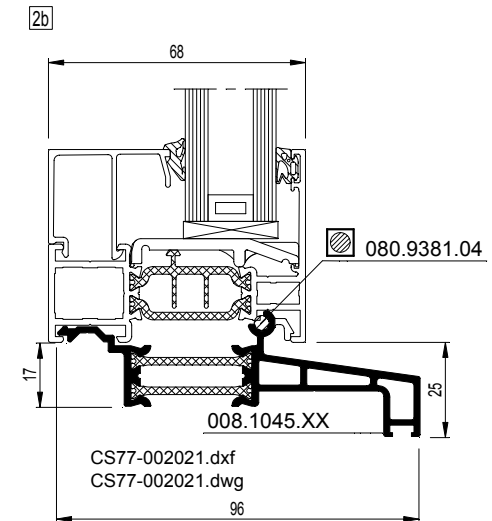
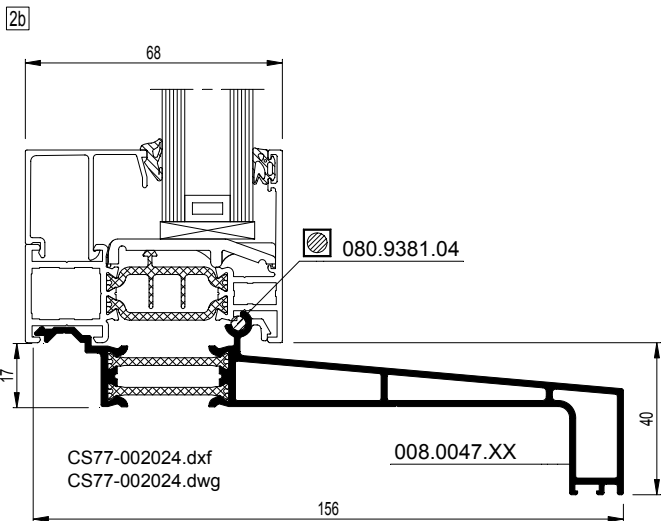
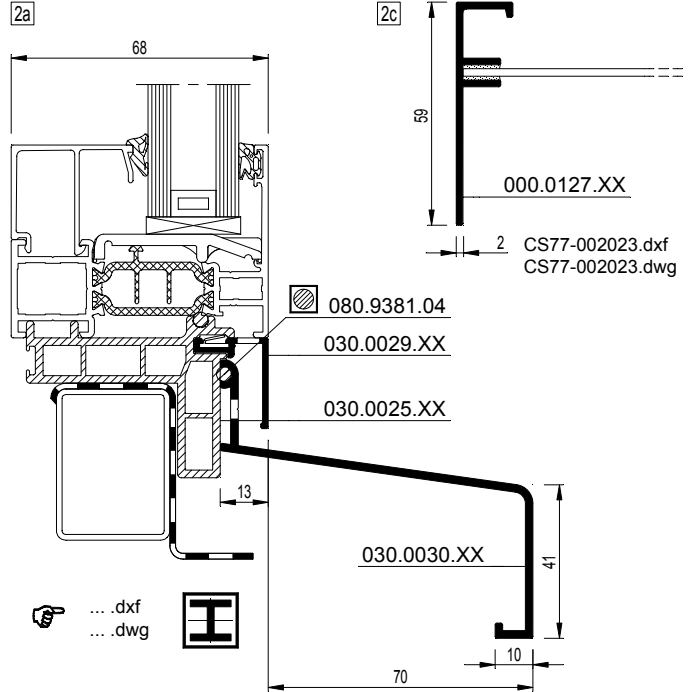
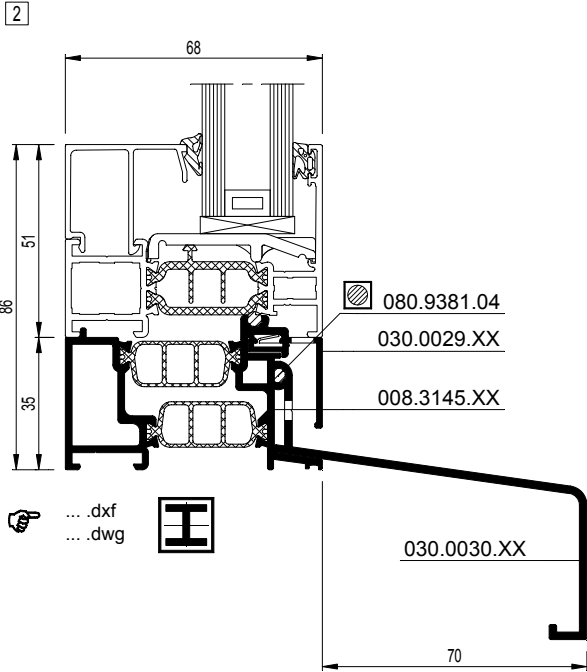
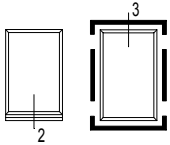
1 CS77-001013.dxf
 CS77-001013.dwg

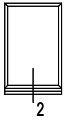
008.3452.XX

$I_x = 62.683 \text{ cm}^4$



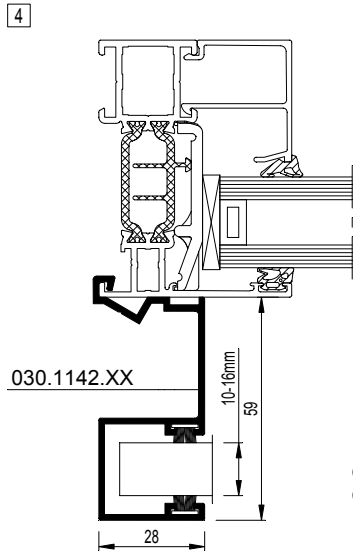
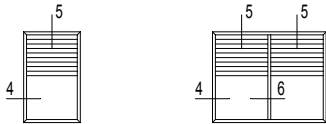
1 CS77-001014.dxf
 CS77-001014.dwg



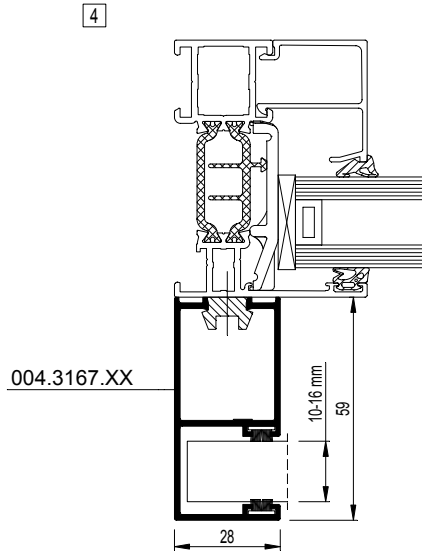


<p>2 CS77-002009.dxf CS77-002009.dwg</p> <p>030.0038.XX</p> <p>2 CS77-002008.dxf CS77-002008.dwg</p> <p>030.0037.XX</p> <p>2 CS77-002007.dxf CS77-002007.dwg</p> <p>030.0036.XX</p> <p>2 CS77-002006.dxf CS77-002006.dwg</p> <p>030.0035.XX</p> <p>2 CS77-002005.dxf CS77-002005.dwg</p> <p>030.0034.XX</p> <p>2 CS77-002004.dxf CS77-002004.dwg</p> <p>030.0033.XX</p> <p>2 CS77-002003.dxf CS77-002003.dwg</p> <p>030.0032.XX</p> <p>2 CS77-002002.dxf CS77-002002.dwg</p> <p>030.0031.XX</p> <p>2 CS77-002001.dxf CS77-002001.dwg</p> <p>030.0030.XX</p>	<p>2a CS77-002019.dxf CS77-002019.dwg</p> <p>2a CS77-002018.dxf CS77-002018.dwg</p> <p>2a CS77-002017.dxf CS77-002017.dwg</p> <p>2a CS77-002016.dxf CS77-002016.dwg</p> <p>2a CS77-002015.dxf CS77-002015.dwg</p> <p>2a CS77-002014.dxf CS77-002014.dwg</p> <p>2a CS77-002013.dxf CS77-002013.dwg</p> <p>2a CS77-002012.dxf CS77-002012.dwg</p> <p>2a CS77-002011.dxf CS77-002011.dwg</p>
--	---

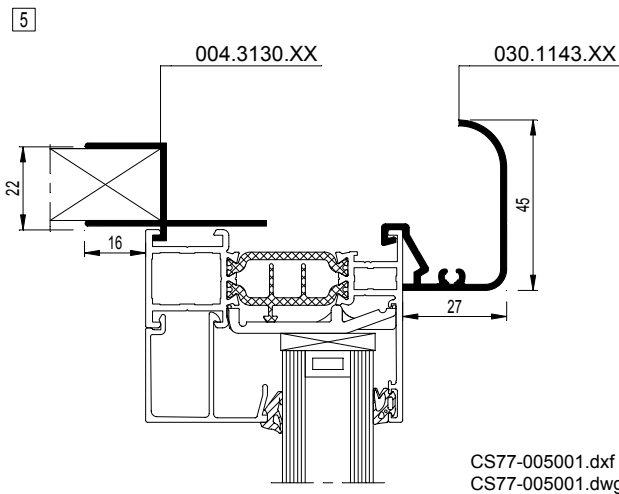
CS77-3d0001.dxf
CS77-3d0001.dwg



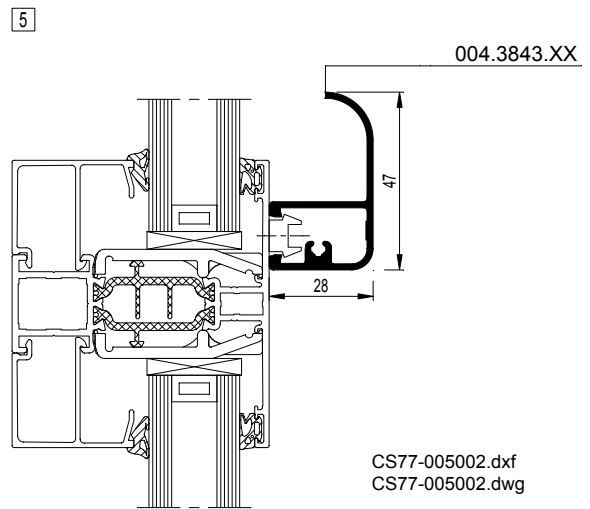
CS77-004001.dxf
 CS77-004001.dwg



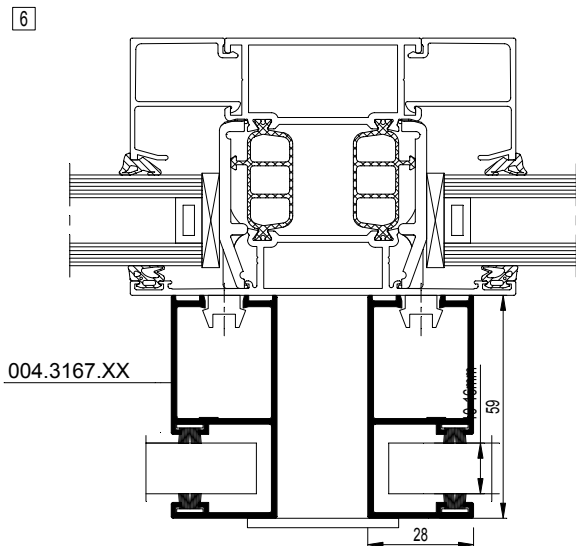
CS77-004002.dxf
 CS77-004002.dwg



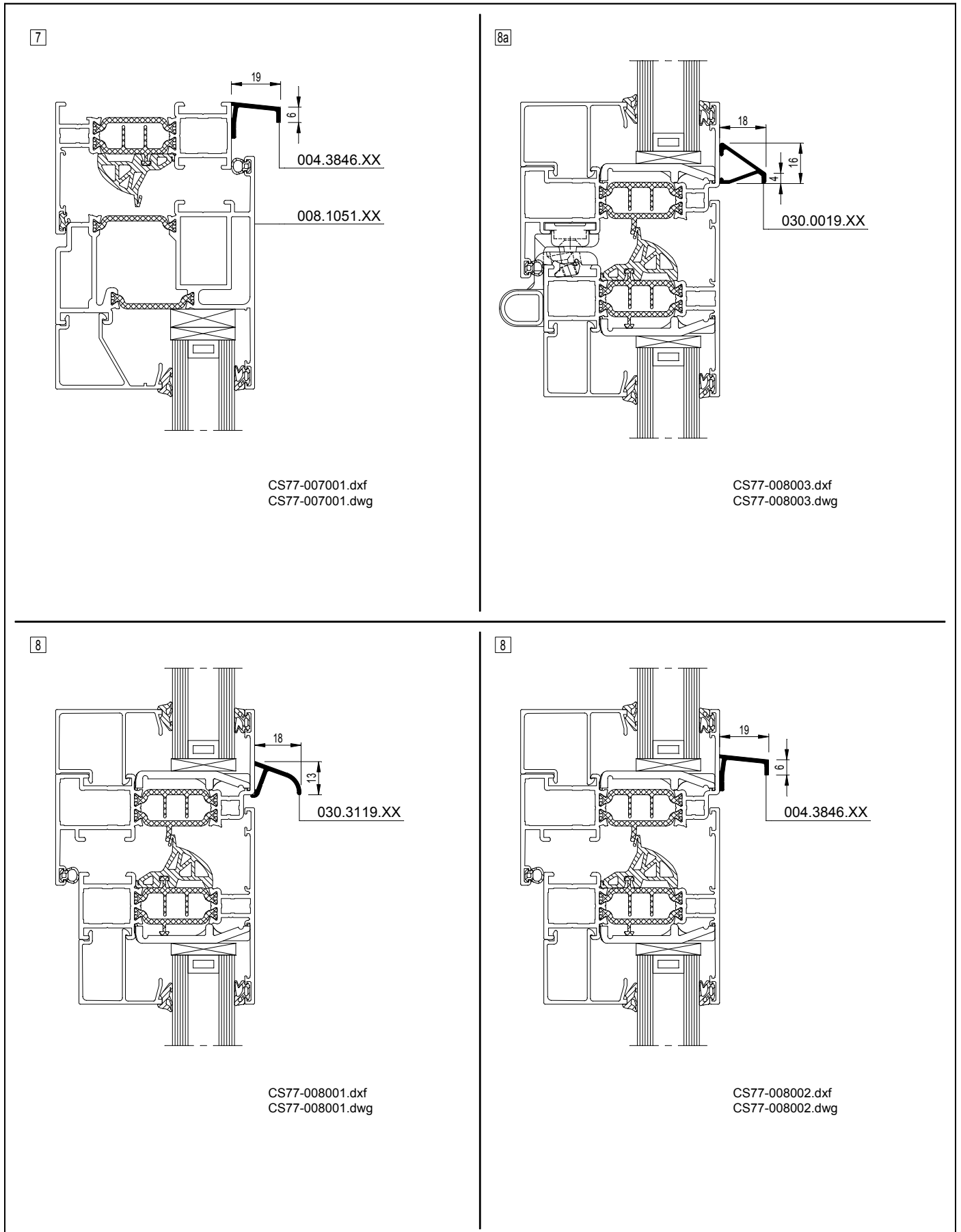
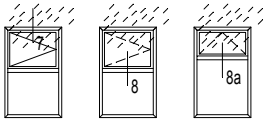
CS77-005001.dxf
 CS77-005001.dwg

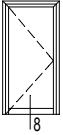


CS77-005002.dxf
 CS77-005002.dwg

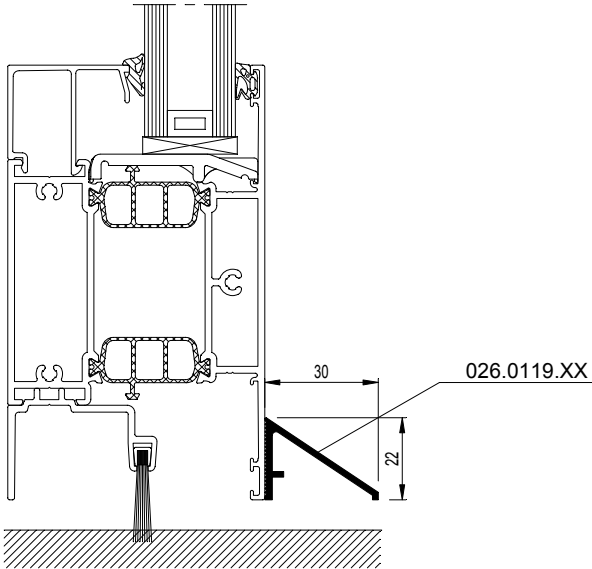


CS77-006001.dxf
 CS77-006001.dwg



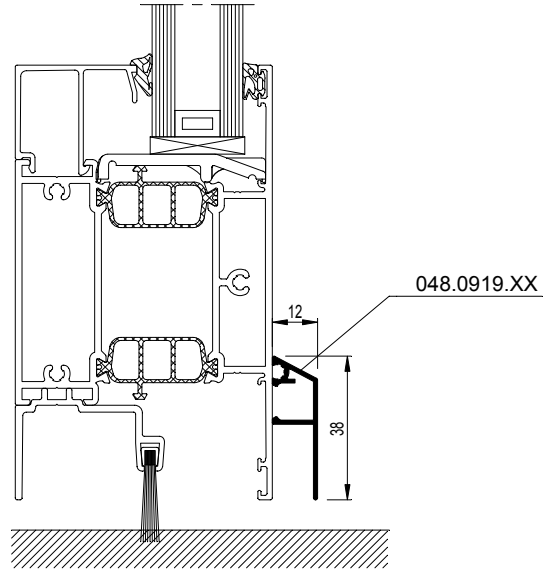


8

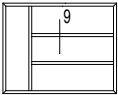


CS77-008004.dxf
CS77-008004.dwg

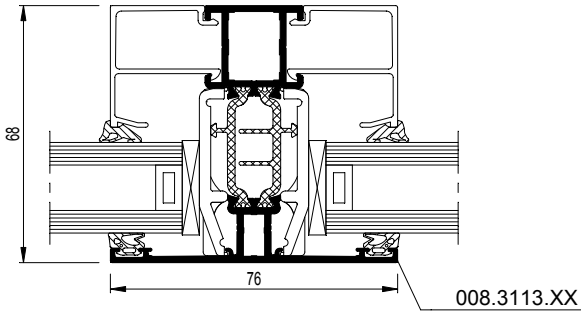
8



CS77-008005.dxf
CS77-008005.dwg



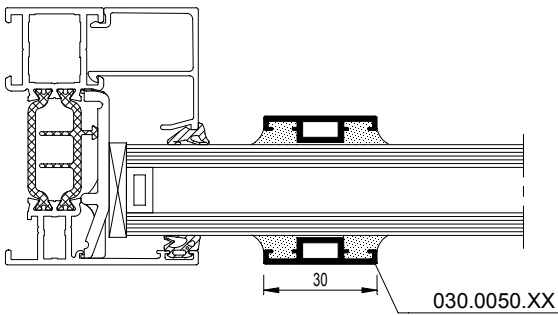
9



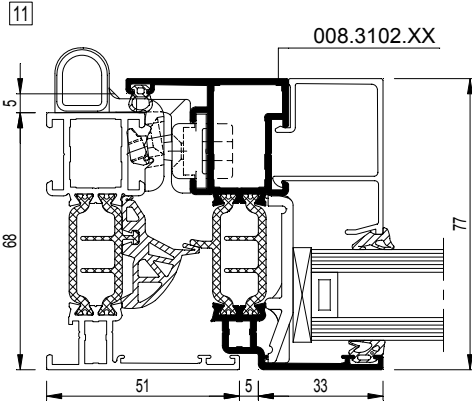
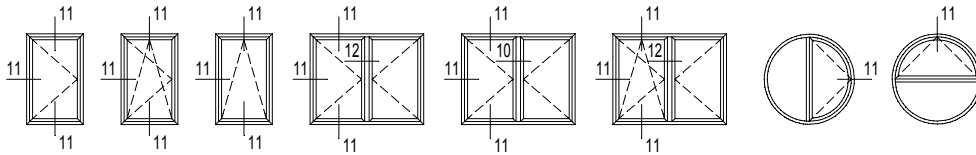
CS77-009003.dxf
 CS77-009003.dwg

Zie ook T-profielen blz. 18-19
 Voire aussi traverse pag. 18-19
 Look also transom pag. 18-19
 Siehe auch Sprosse pag. 18-19

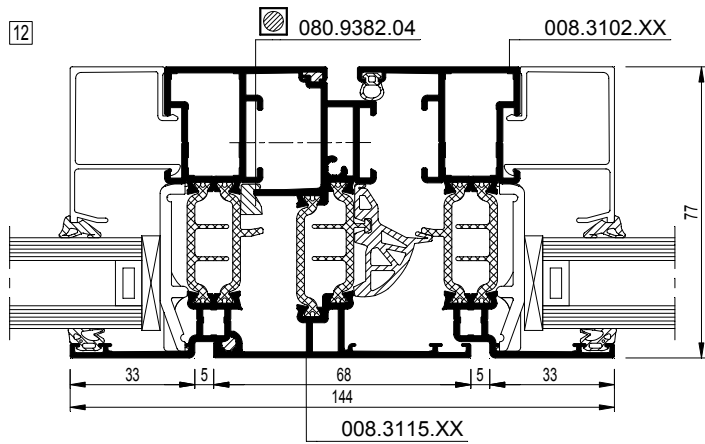
9



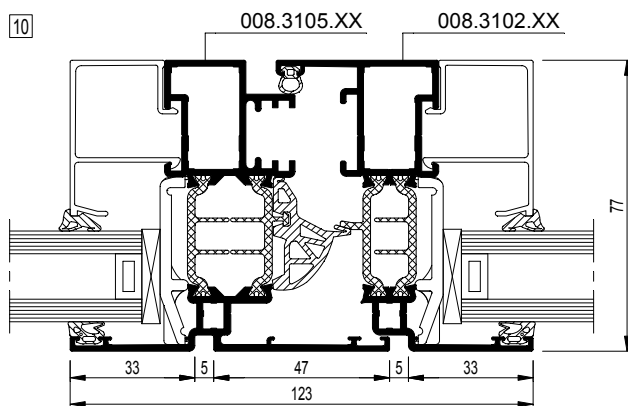
CS77-009002.dxf
 CS77-009002.dwg



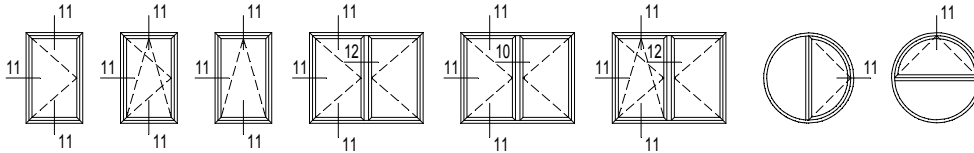
... .dxf
dwg



... .dxf
dwg

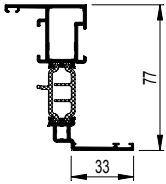


CS77-010001.dxf
 CS77-010001.dwg



008.3102.XX

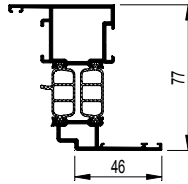
lx = 19.808 cm⁴



- 11 CS77-011001.dxf
CS77-011001.dwg
- 12 CS77-012001.dxf
CS77-012001.dwg
- 10 CS77-010001.dxf
CS77-010001.dwg

008.3192.XX

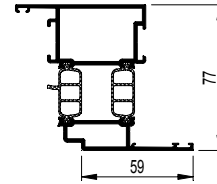
lx = 33.259 cm⁴



- 11 CS77-011002.dxf
CS77-011002.dwg
- 12 CS77-012002.dxf
CS77-012002.dwg

008.3112.XX

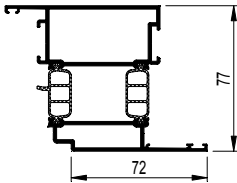
lx = 39.373 cm⁴



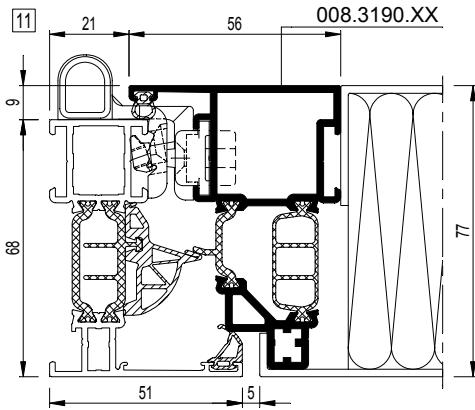
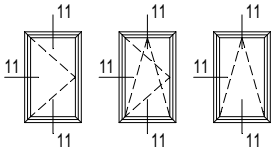
- 11 CS77-011003.dxf
CS77-011003.dwg
- 12 CS77-012003.dxf
CS77-012003.dwg

008.3121.XX

lx = 45.438 cm⁴



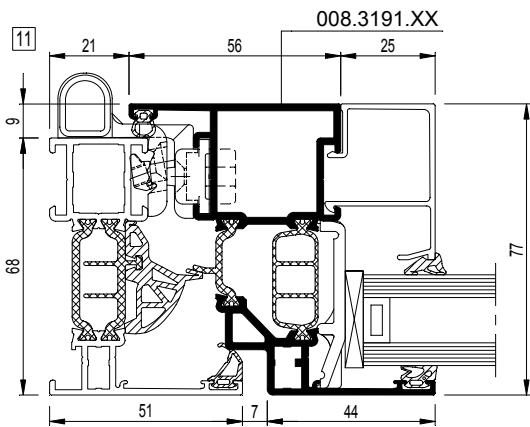
- 11 CS77-011004.dxf
CS77-011004.dwg
- 12 CS77-012004.dxf
CS77-012004.dwg



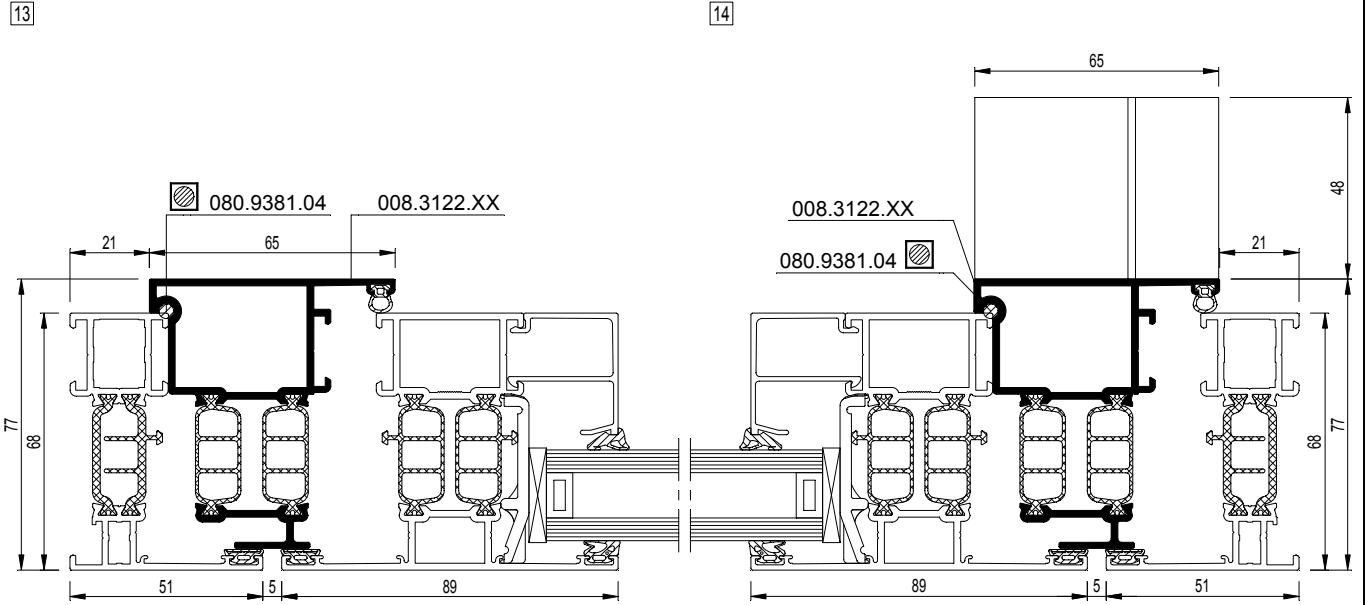
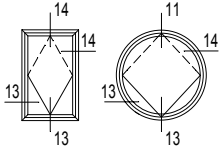
MINIMUM BESTELHOEVEELHEID:	160 PROFIELLENGTEN
QUANTITE MINIMALE DE COMMANDE:	160 LONGUEURS DE PROFILES
MINIMUM ORDER QUANTITY :	160 PROFILE LENGHTS
MINIMALBESTELLMENGE:	160 PROFILLÄNGEN

250mm < FB < 500mm

CS77-011005.dxf
 CS77-011005.dwg

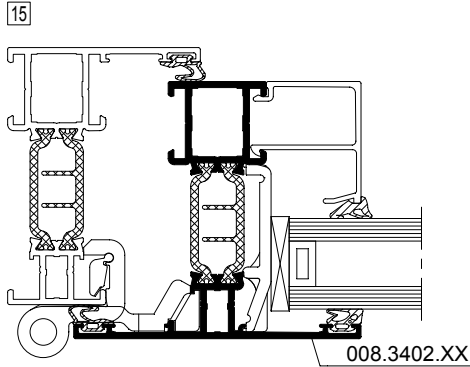
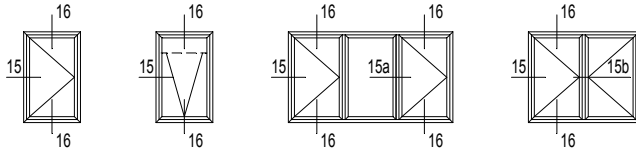


CS77-011006.dxf
 CS77-011006.dwg



CS77-013001.dxf
CS77-013001.dwg

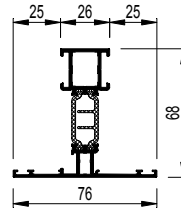
CS77-014001.dxf
CS77-014001.dwg



... .dxf
dwg

008.3402.XX

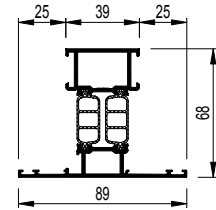
lx = 16.998 cm⁴



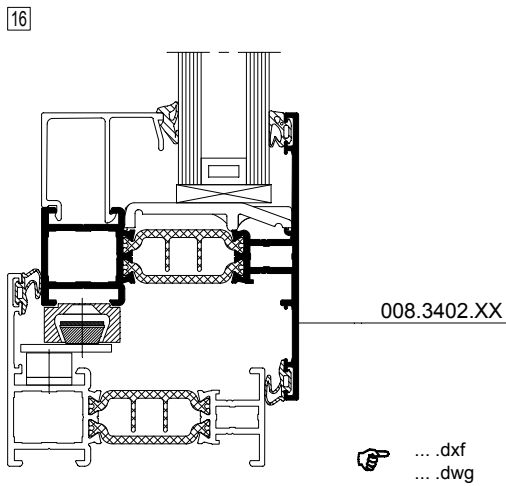
- 15 CS77-015001.dxf
CS77-015001.dwg
- 16 CS77-016001.dxf
CS77-016001.dwg

008.3492.XX

lx = 27.026 cm⁴



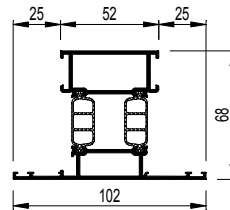
- 15 CS77-015002.dxf
CS77-015002.dwg
- 16 CS77-016002.dxf
CS77-016002.dwg



... .dxf
dwg

008.3412.XX

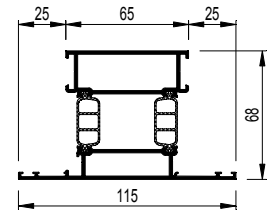
lx = 31.809 cm⁴



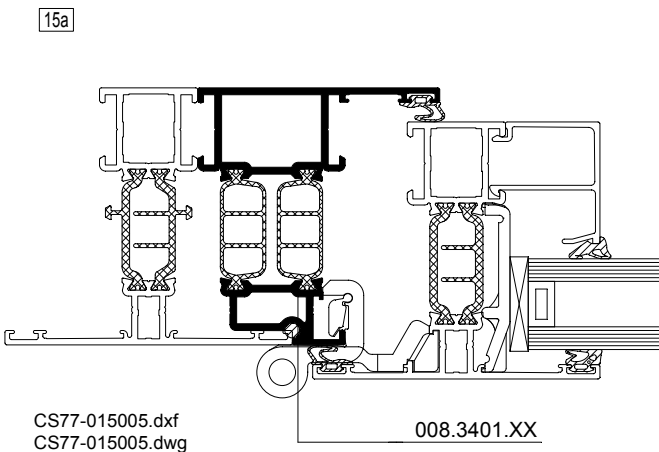
- 15 CS77-015003.dxf
CS77-015003.dwg
- 16 CS77-016003.dxf
CS77-016003.dwg

008.3421.XX

lx = 36.596 cm⁴

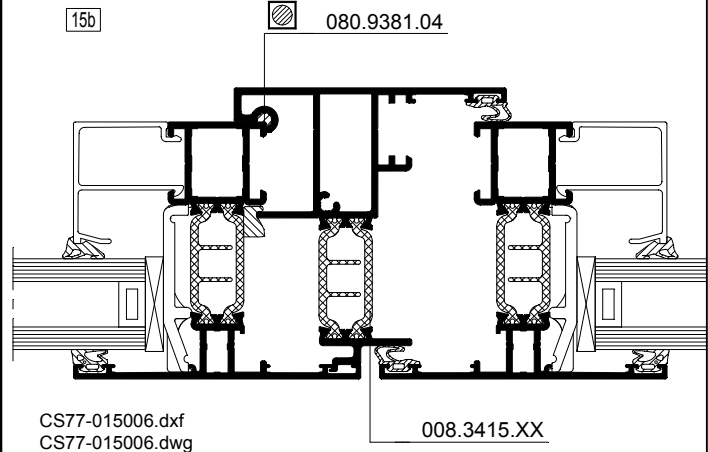


- 15 CS77-015004.dxf
CS77-015004.dwg
- 16 CS77-016004.dxf
CS77-016004.dwg



CS77-015005.dxf
 CS77-015005.dwg

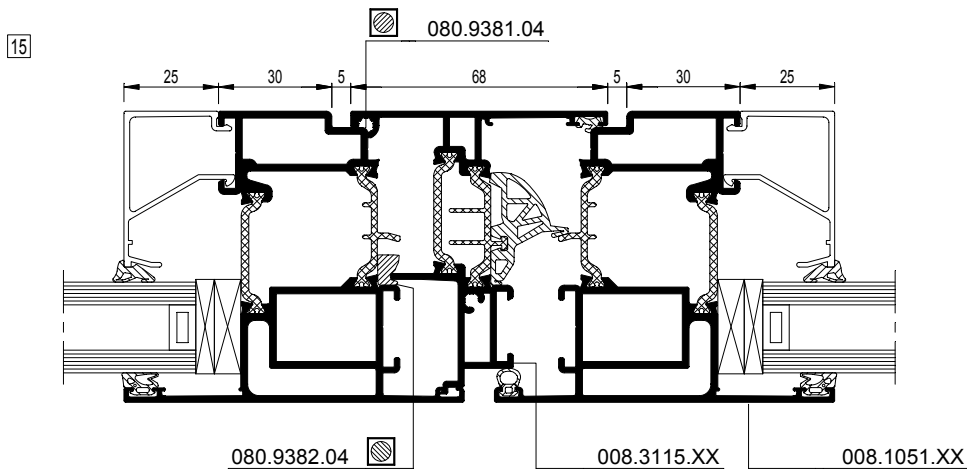
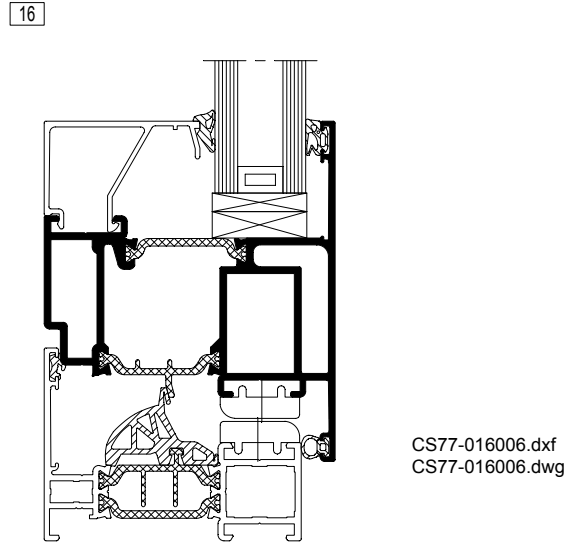
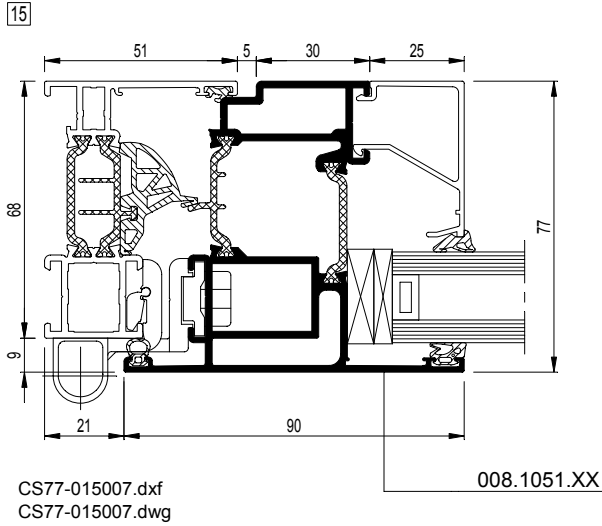
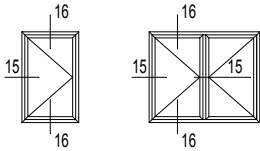
008.3401.XX




CS77-015006.dxf
 CS77-015006.dwg

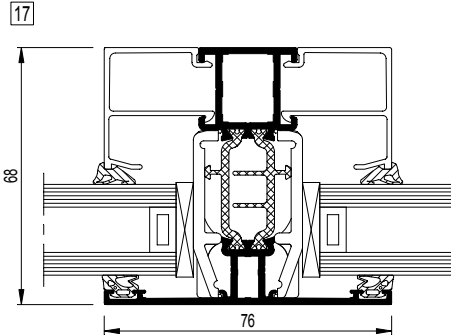
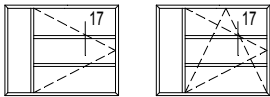
008.3415.XX

080.9381.04



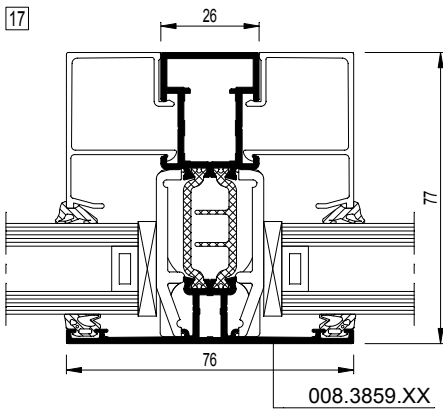
CS77-015008.dxf
 CS77-015008.dwg





CS77-017005.dxf
 CS77-017005.dwg

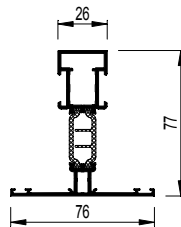
Zie ook T-profielen blz. 20-21
 Voir aussi traverse pag. 20-21
 Look also transom pag. 20-21
 Siehe auch Sprosse pag. 20-21



008.3859.XX

008.3859.XX

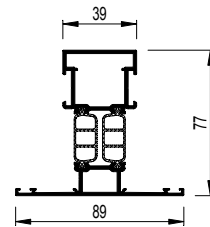
$I_x = 23.018 \text{ cm}^4$



CS77-017001.dxf
 CS77-017001.dwg

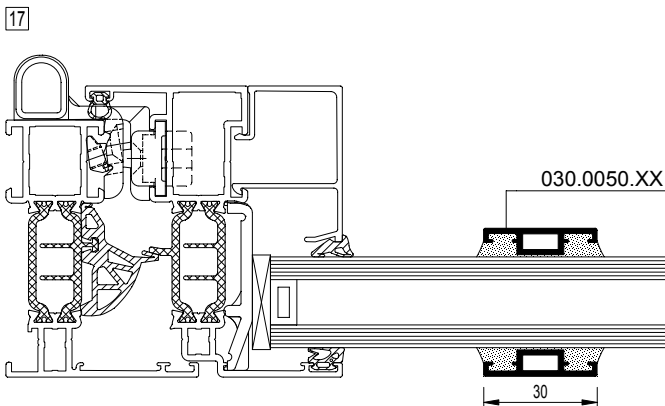
008.3860.XX

$I_x = 36.434 \text{ cm}^4$

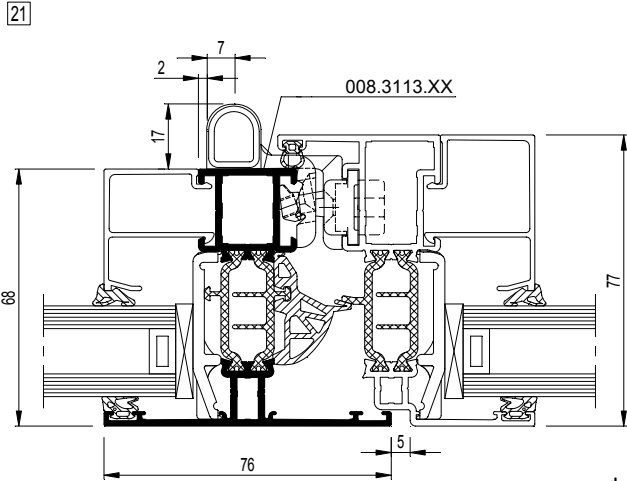
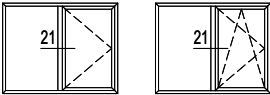


CS77-017002.dxf
 CS77-017002.dwg

... .dxf
dwg



CS77-017004.dxf
 CS77-017004.dwg

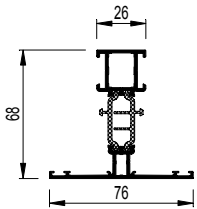


... .dxf
dwg



008.3113.XX

$I_x = 16.916 \text{ cm}^4$

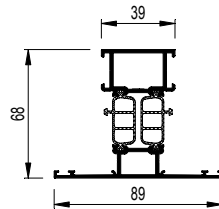


CS77-021001.dxf
 CS77-021001.dwg

21

008.3120.XX

$I_x = 26.891 \text{ cm}^4$

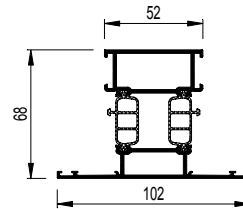


CS77-021002.dxf
 CS77-021002.dwg

21

008.3114.XX

$I_x = 31.671 \text{ cm}^4$

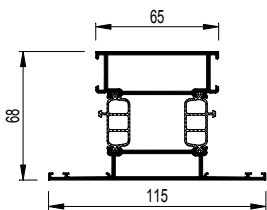


CS77-021003.dxf
 CS77-021003.dwg

21

008.3123.XX

$I_x = 36.452 \text{ cm}^4$

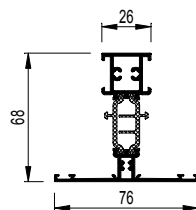


CS77-021004.dxf
 CS77-021004.dwg

21

008.3813.XX

$I_x = 18.526 \text{ cm}^4$

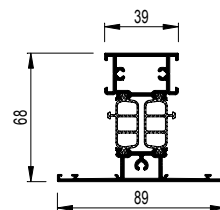


CS77-021005.dxf
 CS77-021005.dwg

21

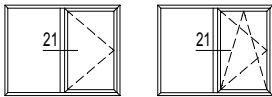
008.3820.XX

$I_x = 29.421 \text{ cm}^4$



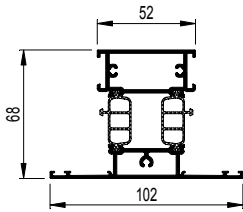
CS77-021006.dxf
 CS77-021006.dwg

21



008.3814.XX

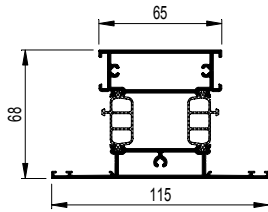
$I_x = 34.197 \text{ cm}^4$



CS77-021007.dxf
 CS77-021007.dwg

008.3823.XX

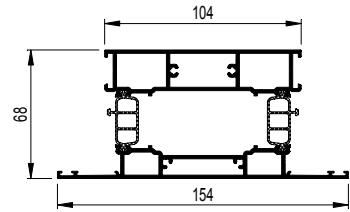
$I_x = 38.96 \text{ cm}^4$



CS77-021008.dxf
 CS77-021008.dwg

008.3824.XX

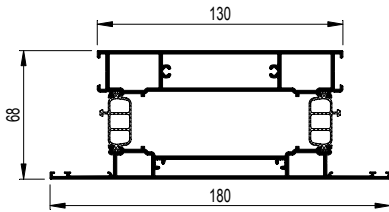
$I_x = 59.548 \text{ cm}^4$



CS77-021009.dxf
 CS77-021009.dwg

008.3817.XX

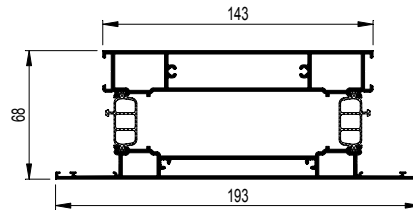
$I_x = 69.599 \text{ cm}^4$



CS77-021010.dxf
 CS77-021010.dwg

008.3847.XX

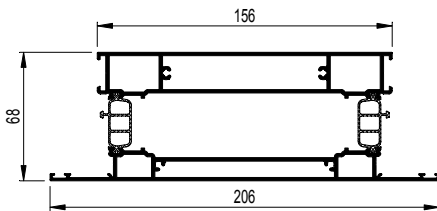
$I_x = 74.626 \text{ cm}^4$



CS77-021011.dxf
 CS77-021011.dwg

008.3850.XX

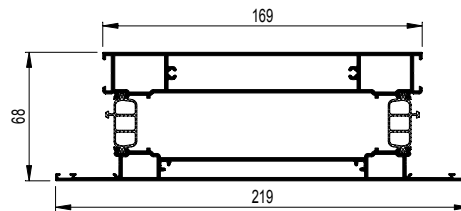
$I_x = 79.653 \text{ cm}^4$



CS77-021012.dxf
 CS77-021012.dwg

008.3854.XX

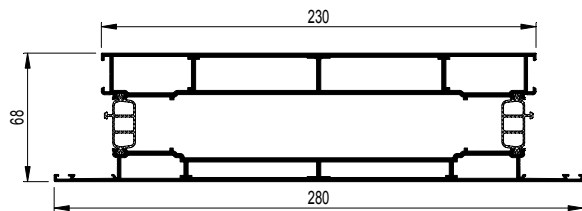
$I_x = 84.681 \text{ cm}^4$



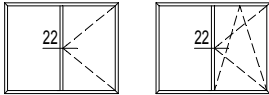
CS77-021013.dxf
 CS77-021013.dwg

008.0155.XX

$I_x = 98.618 \text{ cm}^4$

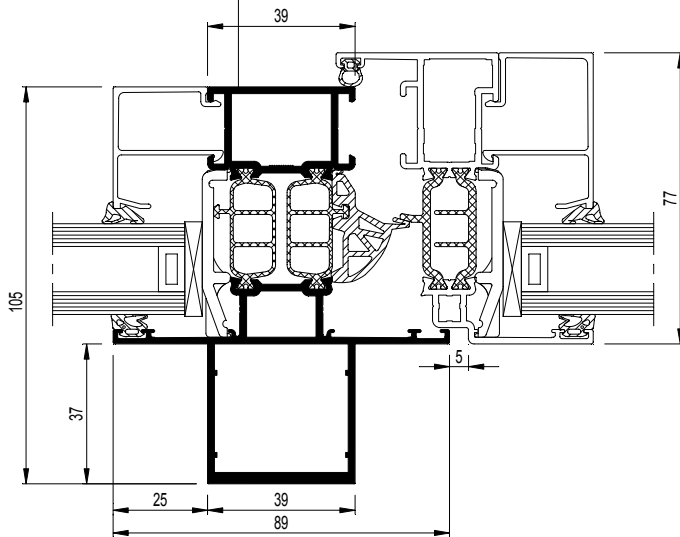


CS77-021014.dxf
 CS77-021014.dwg

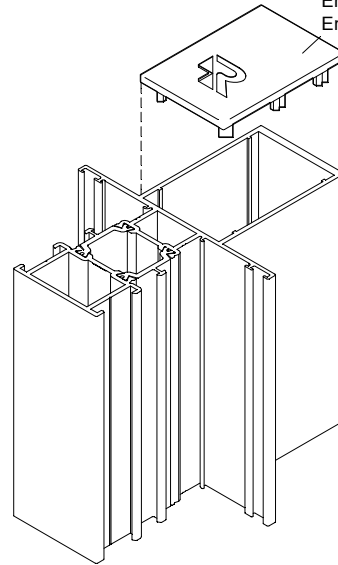


22

008.3100.XX



Einstukken beschikbaar
 Pièces de finition disponible
 End parts available
 Endstücke verfügbar

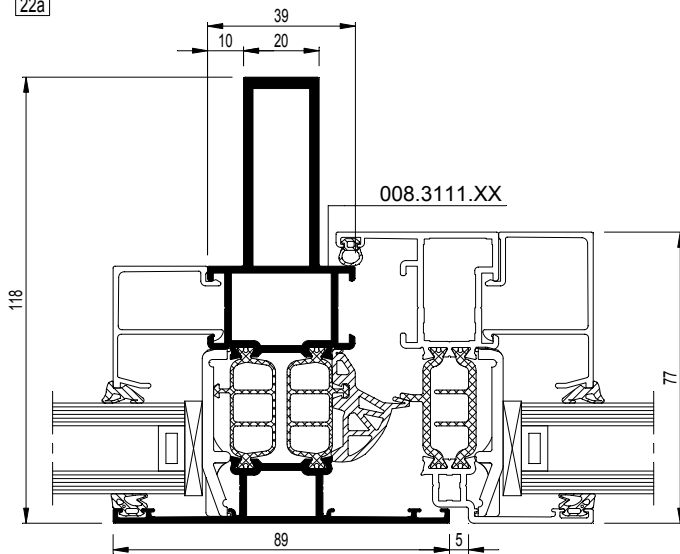


CS77-3d0002.dxf
 CS77-3d0002.dwg

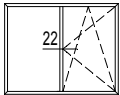
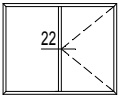
... .dxf
dwg



22a

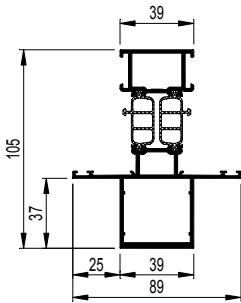


CS77-022008.dxf
 CS77-022008.dwg



008.3100.XX

$I_x = 66.217 \text{ cm}^4$

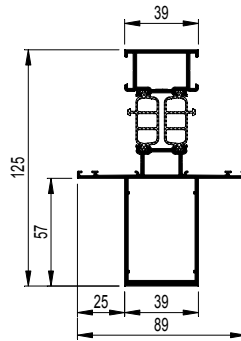


22

CS77-022001.dxf
 CS77-022001.dwg

008.3109.XX

$I_x = 99.312 \text{ cm}^4$

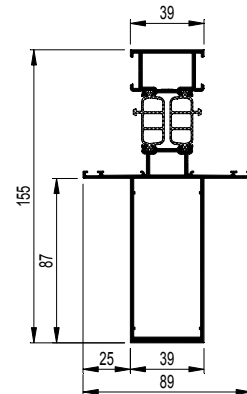


22

CS77-022002.dxf
 CS77-022002.dwg

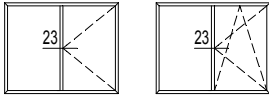
008.3110.XX

$I_x = 171.575 \text{ cm}^4$

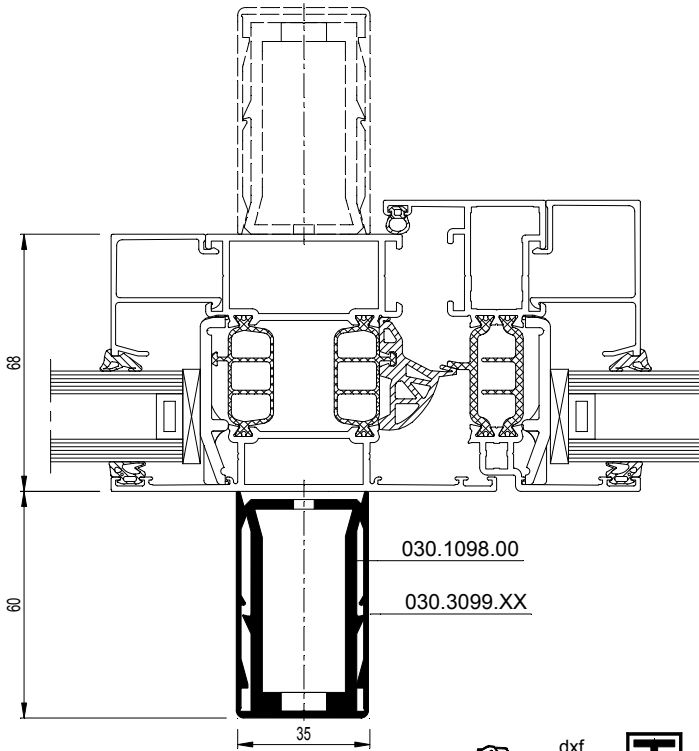


22

CS77-022003.dxf
 CS77-022003.dwg



23

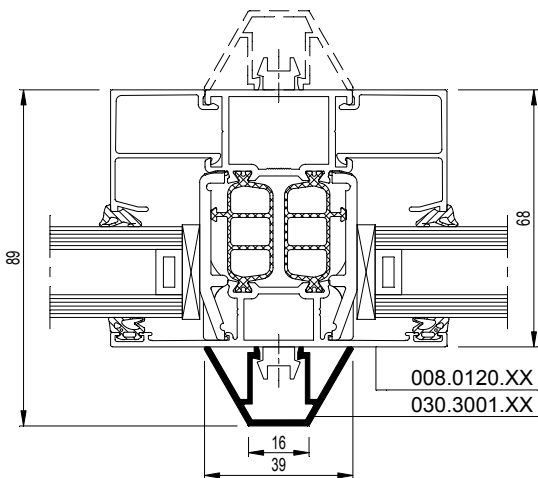


23

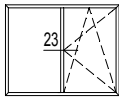
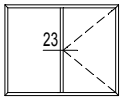
Nota : voor keuze van versteving : zie waarden op blz. 26
 Note : pour choix de renforcement : voir valeurs page 26
 Note: For choice of reinforcement, see values on pages 26
 Nota : für Verstärkungswahl : siehe Werte Seite 26

23

Nota : geen versteving, enkel esthetiek
 Note : pas de renforcements, seulement esthétique
 Note: No reinforcement only aesthetics
 Nota : keine Verstärkung, nur Ästhetik

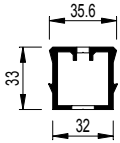


CS77-023002.dxf
 CS77-023002.dwg



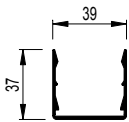
030.1096.00


$I_x = 4.881 \text{ cm}^4$




030.3097.XX

$I_x = 2.767 \text{ cm}^4$

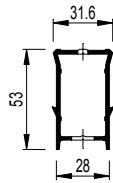


 CS77-023007.dxf
 CS77-023007.dwg

 CS77-023008.dxf
 CS77-023008.dwg

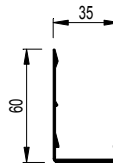
030.1097.00


$I_x = 10.260 \text{ cm}^4$




030.3099.XX

$I_x = 9.625 \text{ cm}^4$

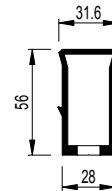


 CS77-023004.dxf
 CS77-023004.dwg

 CS77-023006.dxf
 CS77-023006.dwg

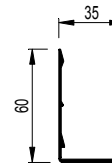
030.1098.00


$I_x = 19.656 \text{ cm}^4$




030.3099.XX

$I_x = 9.625 \text{ cm}^4$



 CS77-023003.dxf
 CS77-023003.dwg

 CS77-023005.dxf
 CS77-023005.dwg

Opmerking: - Versteving van binnenzijde + scharnier is niet mogelijk.

- Bevestiging: om de 300 mm

- Bij horizontale versteving, gelieve het Reynaers filiaal in uw land te contacteren



Remarque: - Positionnement du renfort à l'intérieur en présence de charnières non possible.

- Fixation: tous les 300 mm

- Pour utilisation comme renfort horizontal, veuillez contacter la succursale Reynaers dans votre pays.

Remark: - Reinforcement of inner side + hinge is not possible in case the inner side of a transom-mullion < 75 mm

- Fixing: every 300 mm

- For horizontal reinforcements, please contact your local Reynaers office.

Anmerkung: - Verstärkung der Innenseite und des Bandes ist unmöglich wenn die Innenseite einer Sprosse < 75 mm

- Befestigung: jede 300 mm

- Bei horizontaler Verstärkung, Bitte kontaktieren Sie Ihre örtliche Reynaers Filiale

<p>i Versteving langs binnen Renforcement du côté intérieur Reinforcement inside Verstärkung der Innenseite</p>			<p>e Versteving langs buiten Renforcement du côté extérieur Reinforcement outside Verstärkung der Aussenseite</p>						
<p>T-profiel Traverse Transom-mullion Sprosse</p>	Zonder versteving Sans renforcement Without reinforcement Ohne Verstärkung		met avec with mit	030.1096.00	met avec with mit	030.1097.00	met avec with mit	030.1098.00	
	lx cm4	Wx cm3	lx cm4	Wx cm3	lx cm4	Wx cm3	lx cm4	Wx cm3	
008.3113.XX 	16.934	4.170	e	39.180	6.553	58.46	9.13	82.38	11.26
			i	--	--	--	--	--	--
008.3120.XX 	21.513	5.464	e	47.268	8.376	68.15	11.25	96.04	13.88
			i	59.989	11.741	86.69	12.78	122.21	19.32
008.3114.XX 	25.366	6.534	e	53.141	9.766	76.45	12.07	107.62	16.27
			i	65.326	12.364	92.54	13.29	130.74	20.74


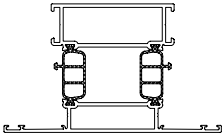
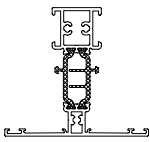
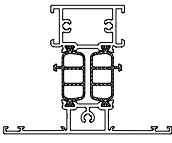
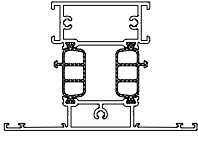
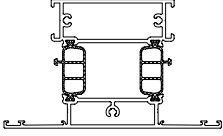
Opmerking: - Versteving van binnenzijde + scharnier is niet mogelijk.
- Bevestiging: om de 300 mm
- Bij horizontale versteving, gelieve het Reynaers filiaal in uw land te contacteren

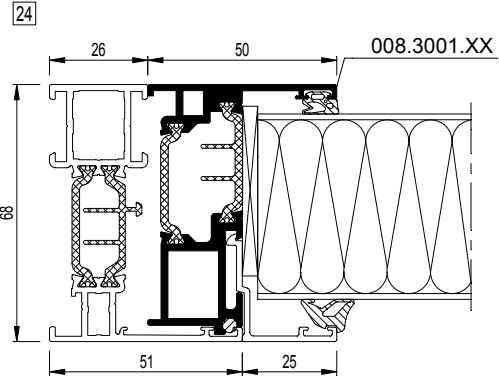
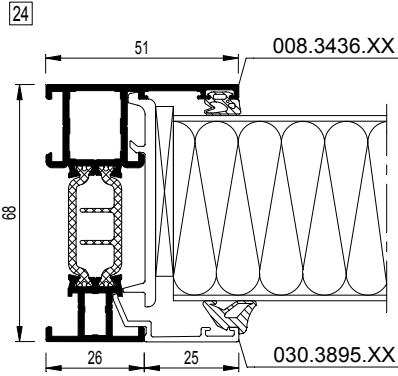
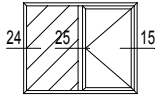


Remarque: - Positionnement du renfort à l'intérieur en présence de charnières non possible.
- Fixation: tous les 300 mm
- Pour utilisation comme renfort horizontal, veuillez contacter la succursale Reynaers dans votre pays.

Remark: - Reinforcement of inner side + hinge is not possible in case the inner side of a transom-mullion < 75 mm
- Fixing: every 300 mm
- For horizontal reinforcements, please contact your local Reynaers office.

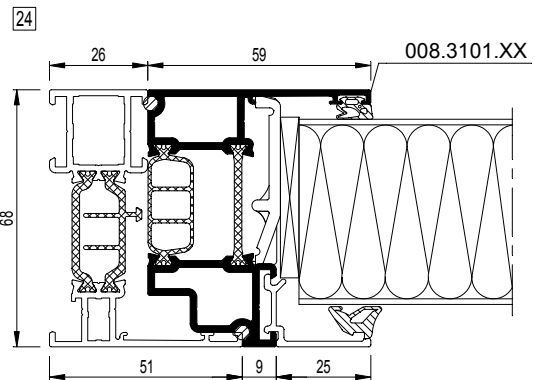
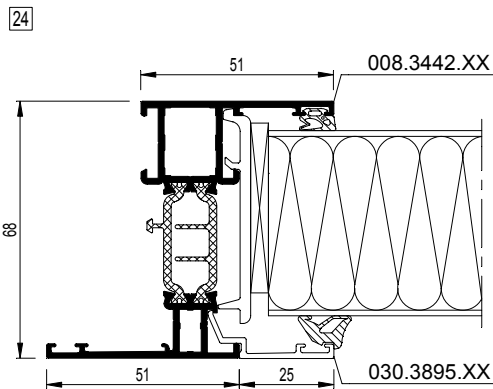
Anmerkung: - Verstärkung der Innenseite und des Bandes ist unmöglich wenn die Innenseite einer Sprosse < 75 mm
- Befestigung: jede 300 mm
- Bei horizontaler Verstärkung, Bitte kontaktieren Sie Ihre örtliche Reynaers Filiale

 T-profiel Traverse Transom-mullion Sprosse	Zonder versteving Sans renforcement Without reinforcement Ohne Verstärkung			met 030.1096.00		met 030.1097.00		met 030.1098.00		
		met avec with mit	met avec with mit	met avec with mit	met avec with mit	met avec with mit	met avec with mit			
		Ix cm4	Wx cm3		Ix cm4	Wx cm3	Ix cm4	Wx cm3	Ix cm4	Wx cm3
008.3123.XX 		29.190	7.591	e	58.699	11.133	83.38	12.76	117.13	18.36
				i	70.408	12.971	98.81	13.84	139.67	21.39
008.3813.XX 		18.551	4.714	e	42.836	7.372	63.28	10.18	89.15	12.51
				i	--	--	--	--	--	--
008.3820.XX 		23.537	6.081	e	50.949	9.272	73.67	11.76	103.91	15.50
				i	62.528	12.026	89.00	12.97	125.72	20.23
008.3814.XX 		27.358	7.146	e	56.603	10.650	80.77	12.47	113.73	17.62
				i	67.737	12.646	95.49	13.54	135.10	21.01
008.3823.XX 		31.168	8.208	e	61.936	11.990	87.37	13.13	122.72	19.93
				i	72.701	13.250	101.59	14.09	143.65	21.66



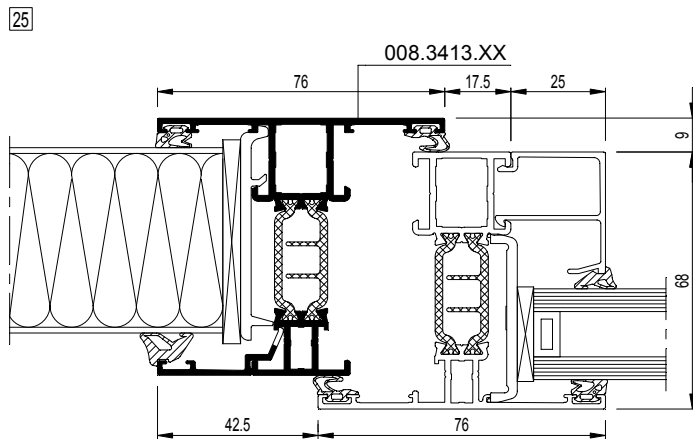
☞dxf
dwg

CS77-024006.dxf
 CS77-024006.dwg

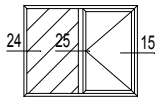


CS77-024005.dxf
 CS77-024005.dwg

CS77-024007.dxf
 CS77-024007.dwg

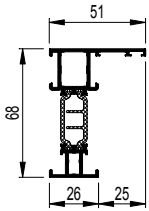


☞dxf
dwg



008.3436.XX

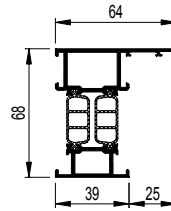
$I_x = 13.809 \text{ cm}^4$



[24] CS77-024001.dxf
 CS77-024001.dwg

008.3483.XX

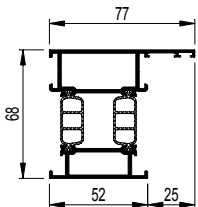
$I_x = 18.534 \text{ cm}^4$



[24] CS77-024002.dxf
 CS77-024002.dwg

008.3425.XX

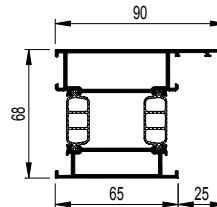
$I_x = 22.492 \text{ cm}^4$



[24] CS77-024003.dxf
 CS77-024003.dwg

008.3440.XX

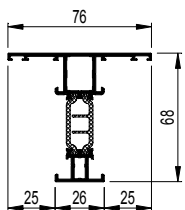
$I_x = 26.396 \text{ cm}^4$



[24] CS77-024004.dxf
 CS77-024004.dwg

008.3413.XX

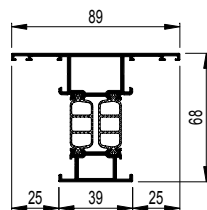
$I_x = 15.605 \text{ cm}^4$



[25] CS77-025001.dxf
 CS77-025001.dwg

008.3416.XX

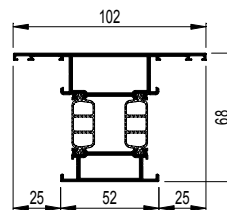
$I_x = 20.652 \text{ cm}^4$



[25] CS77-025002.dxf
 CS77-025002.dwg

008.3414.XX

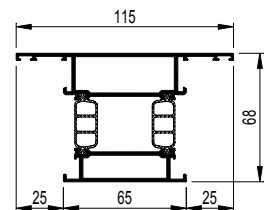
$I_x = 24.804 \text{ cm}^4$



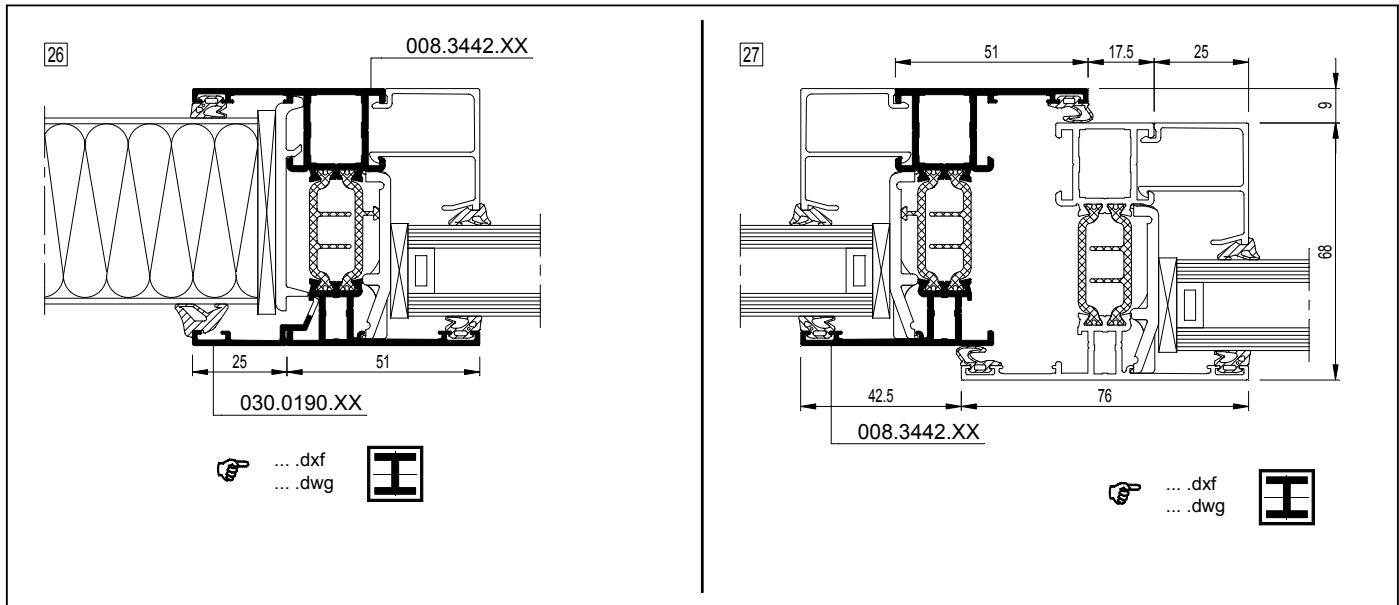
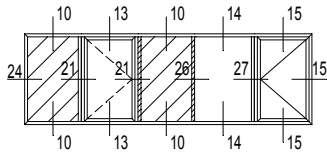
[25] CS77-025003.dxf
 CS77-025003.dwg

008.3423.XX

$I_x = 28.853 \text{ cm}^4$

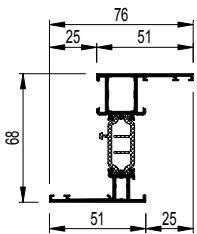


[25] CS77-025004.dxf
 CS77-025004.dwg



008.3442.XX

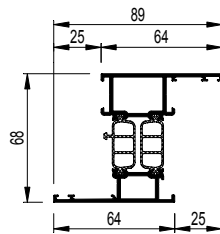
$I_x = 17.81 \text{ cm}^4$



- [26]** CS77-026001.dxf
CS77-026001.dwg
- [27]** CS77-027001.dxf
CS77-027001.dwg

008.3443.XX

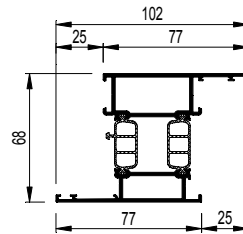
$I_x = 22.297 \text{ cm}^4$



- [26]** CS77-026003.dxf
CS77-026003.dwg
- [27]** CS77-027003.dxf
CS77-027003.dwg

008.3451.XX

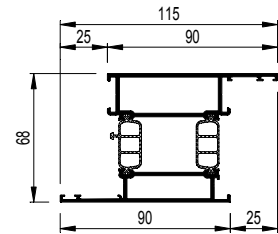
$I_x = 26.103 \text{ cm}^4$



- [26]** CS77-026002.dxf
CS77-026002.dwg
- [27]** CS77-027002.dxf
CS77-027002.dwg

008.3444.XX

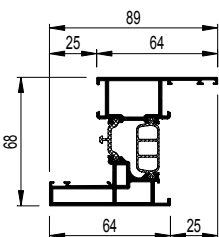
$I_x = 29.905 \text{ cm}^4$



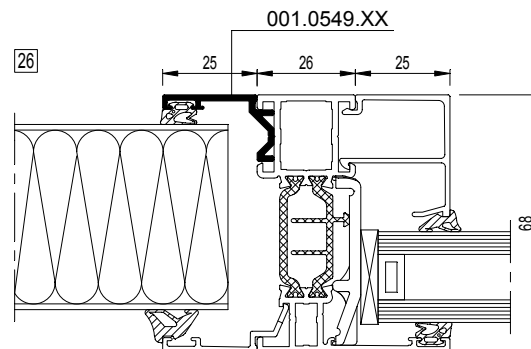
- [26]** CS77-026004.dxf
CS77-026004.dwg
- [27]** CS77-027004.dxf
CS77-027004.dwg

008.0541.XX

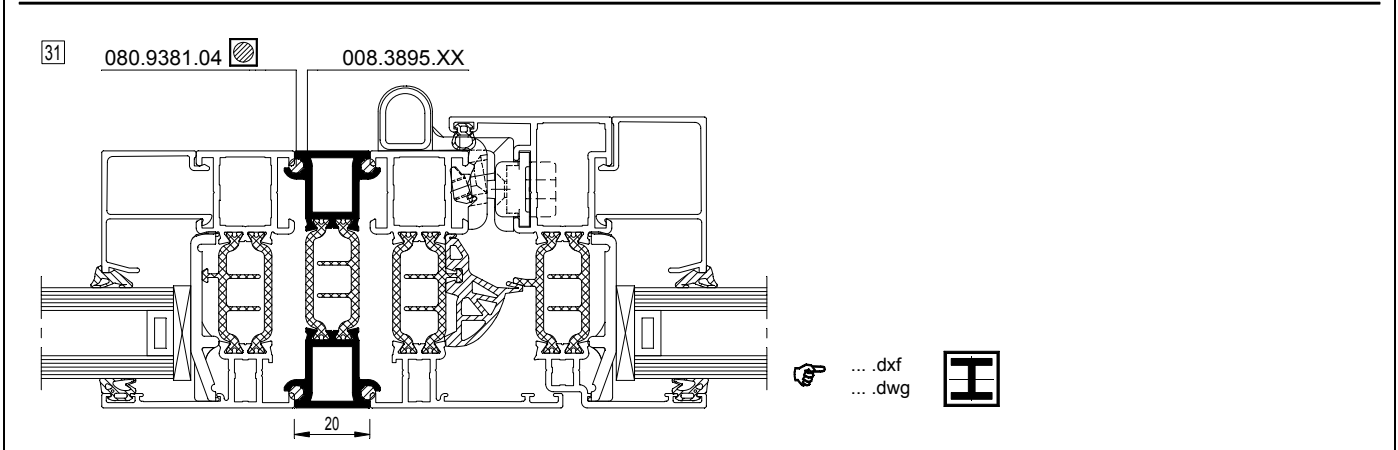
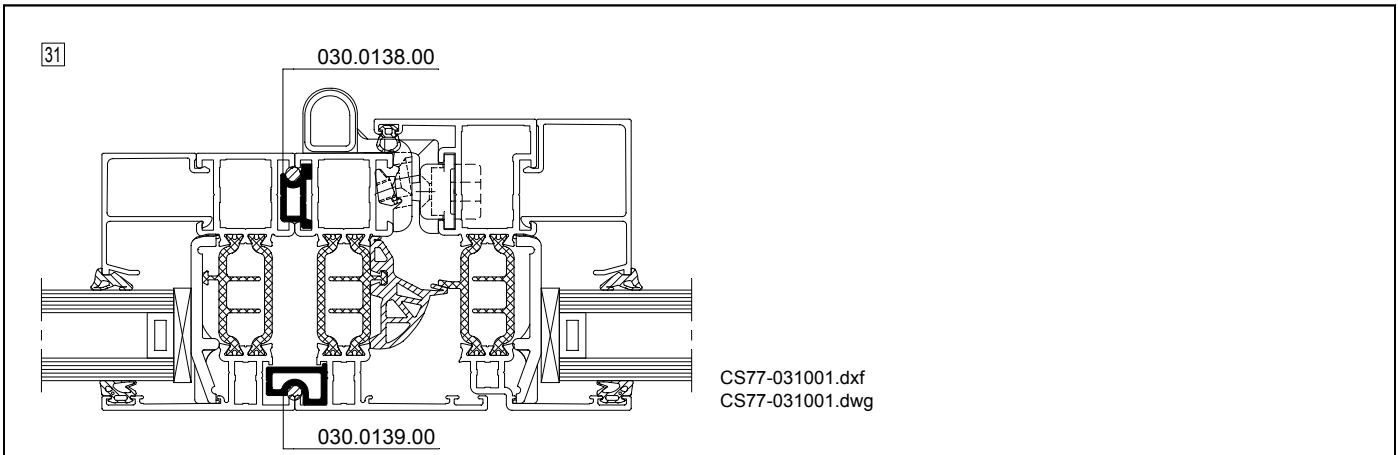
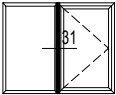
$I_x = 25.312 \text{ cm}^4$



- [15]** CS77-015009.dxf
CS77-015009.dwg

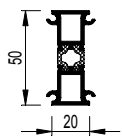


- CS77-026005.dxf
- CS77-026005.dwg



001.0895.XX

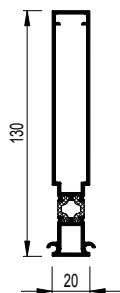
$I_x = 6.969 \text{ cm}^4$



31 CS77-031002.dxf
 CS77-031002.dwg

006.1971.XX

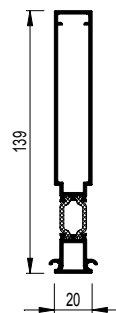
$I_x = 78.845 \text{ cm}^4$



31 CS77-031006.dxf
 CS77-031006.dwg

006.1972.XX

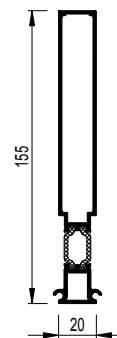
$I_x = 90.480 \text{ cm}^4$



31 CS77-031007.dxf
 CS77-031007.dwg

006.0371.XX

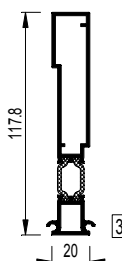
$I_x = 120.097 \text{ cm}^4$



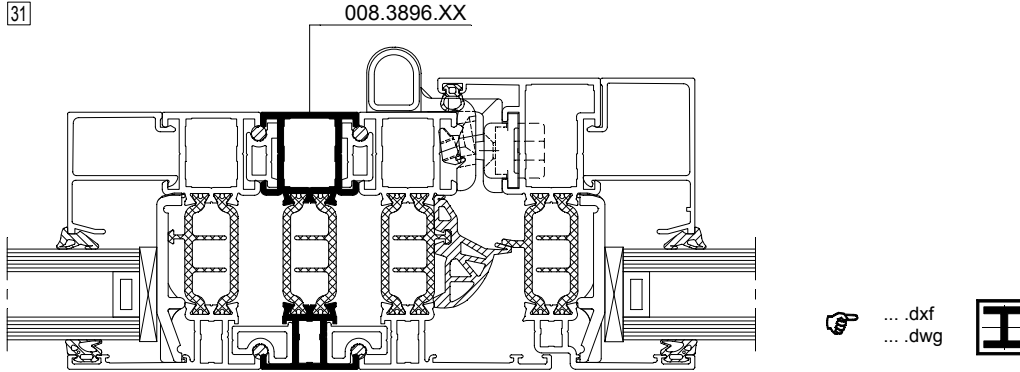
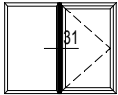
31 CS77-031005.dxf
 CS77-031005.dwg

005.1837.XX

$I_x = 58.021 \text{ cm}^4$

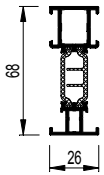


31 CS77-031003.dxf
 CS77-031003.dwg



008.3896.XX

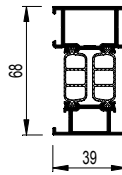
$I_x = 11.467 \text{ cm}^4$



CS77-031008.dxf
 CS77-031008.dwg

008.3893.XX

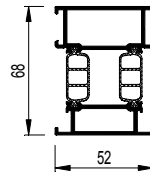
$I_x = 19.914 \text{ cm}^4$



CS77-031009.dxf
 CS77-031009.dwg

008.3897.XX

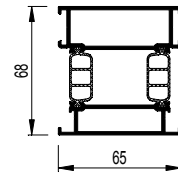
$I_x = 27.480 \text{ cm}^4$



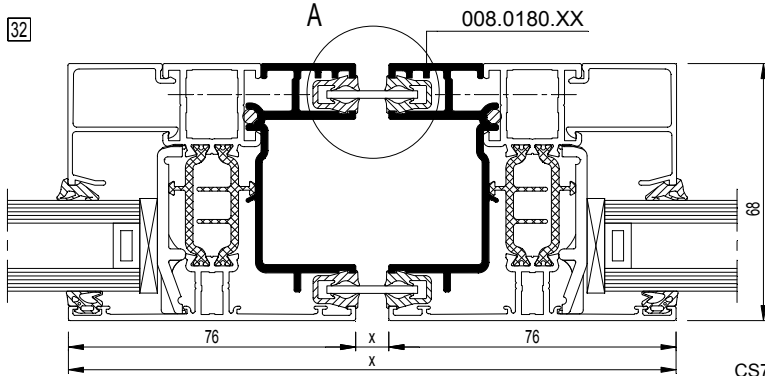
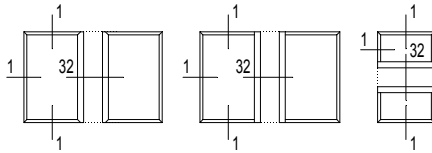
CS77-031010.dxf
 CS77-031010.dwg

008.3894.XX

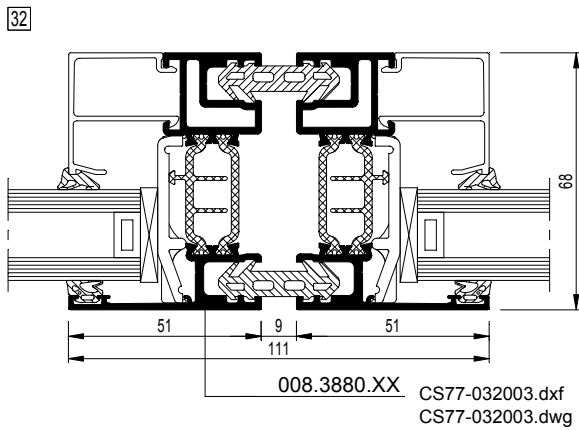
$I_x = 29.84 \text{ cm}^4$



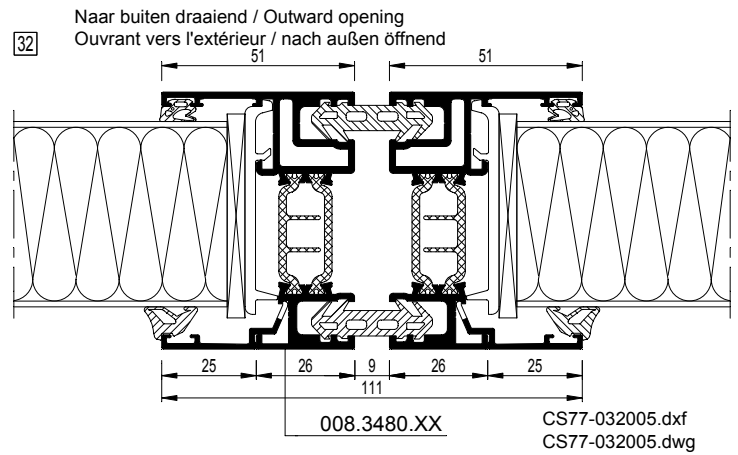
CS77-031011.dxf
 CS77-031011.dwg



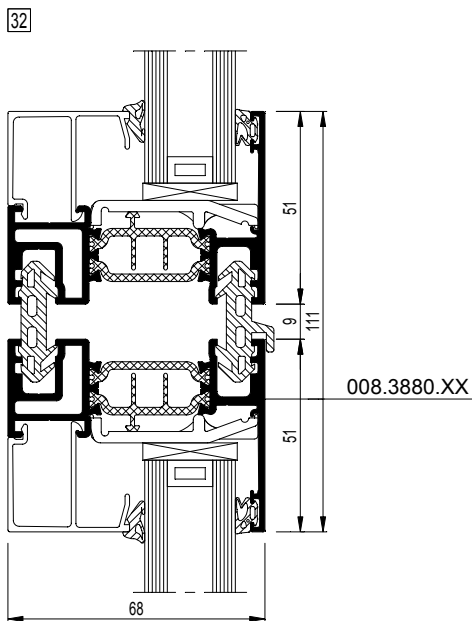
CS77-032001.dxf
 CS77-032001.dwg



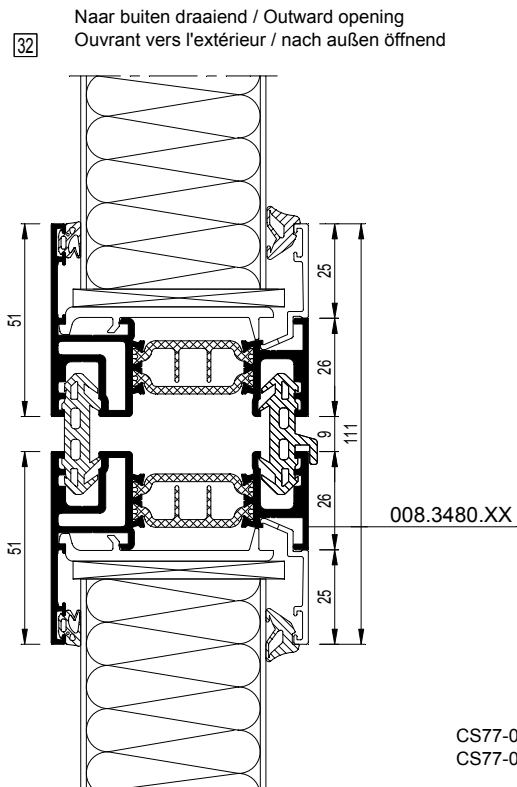
CS77-032003.dxf
 CS77-032003.dwg



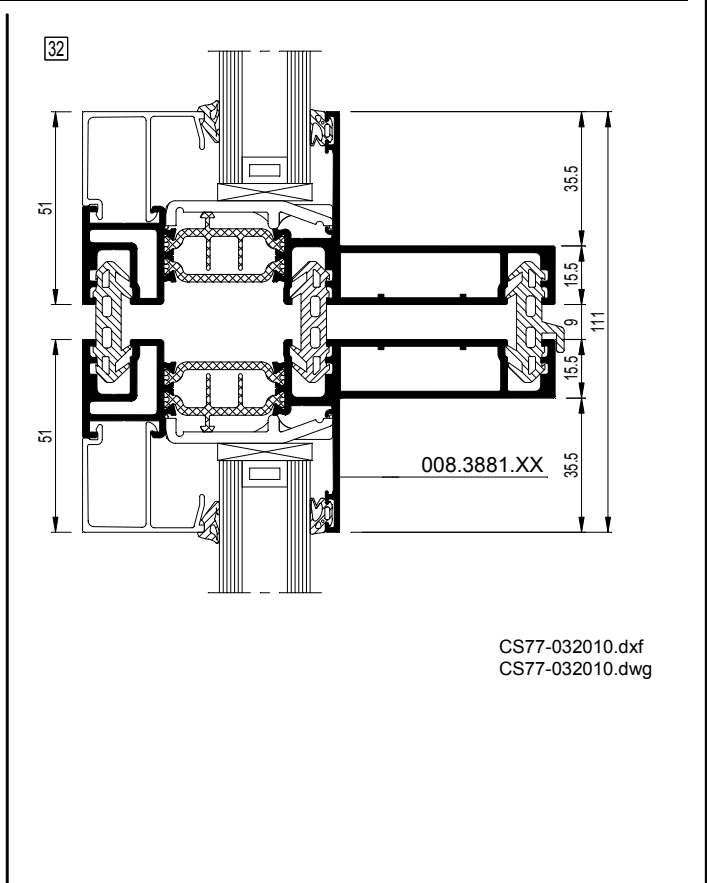
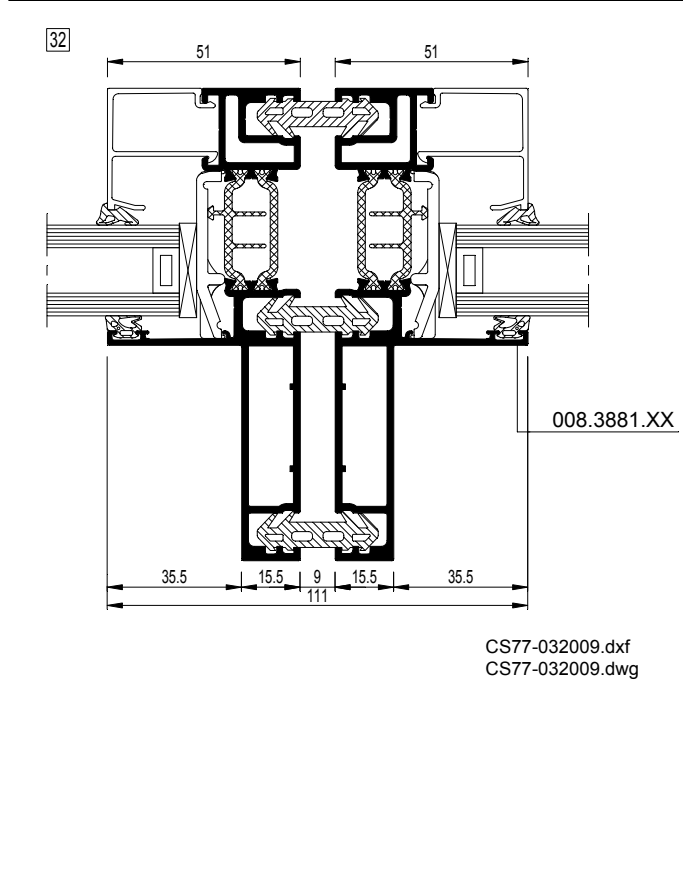
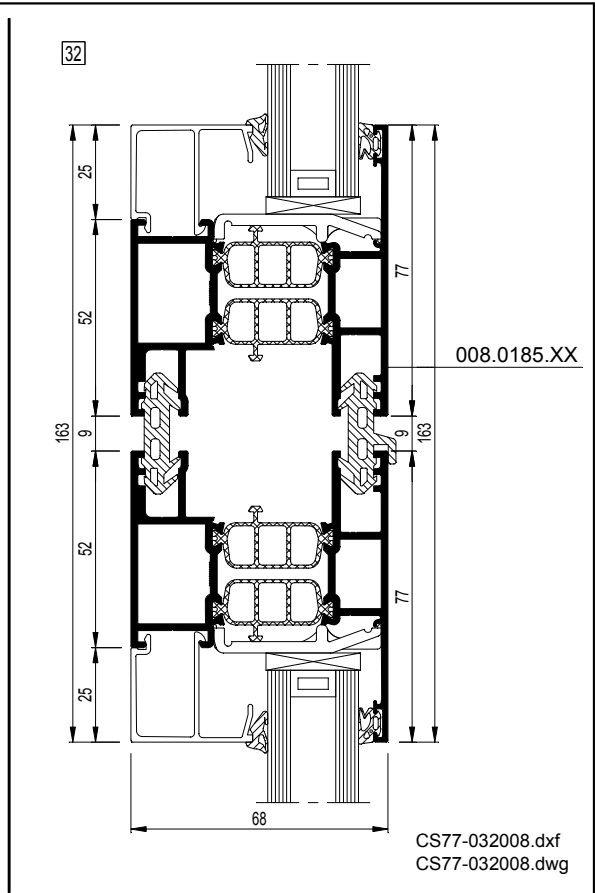
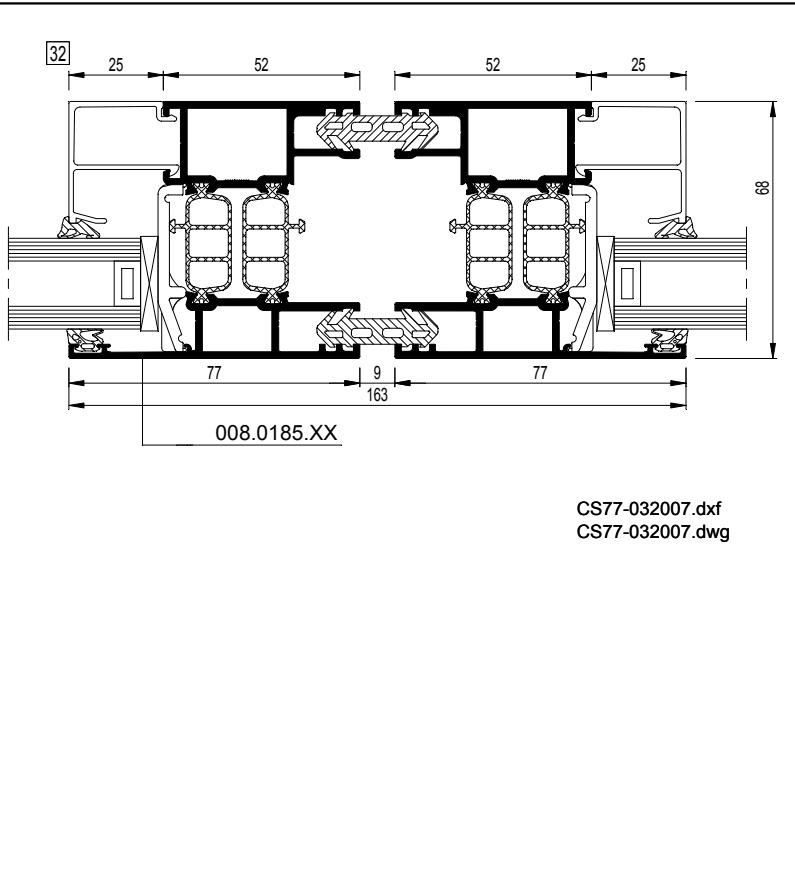
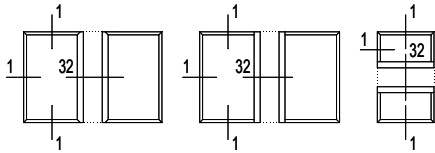
CS77-032005.dxf
 CS77-032005.dwg

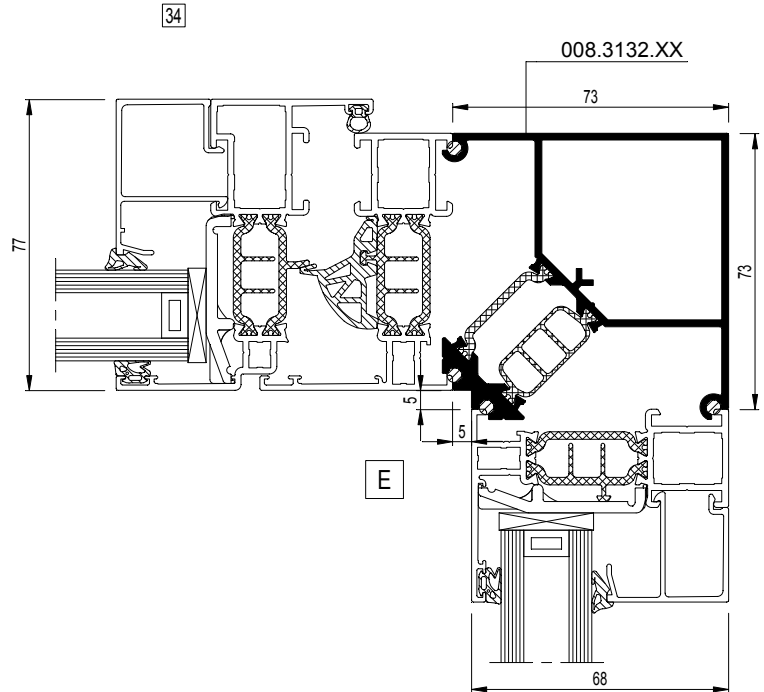
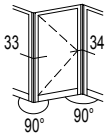


CS77-032004.dxf
 CS77-032004.dwg



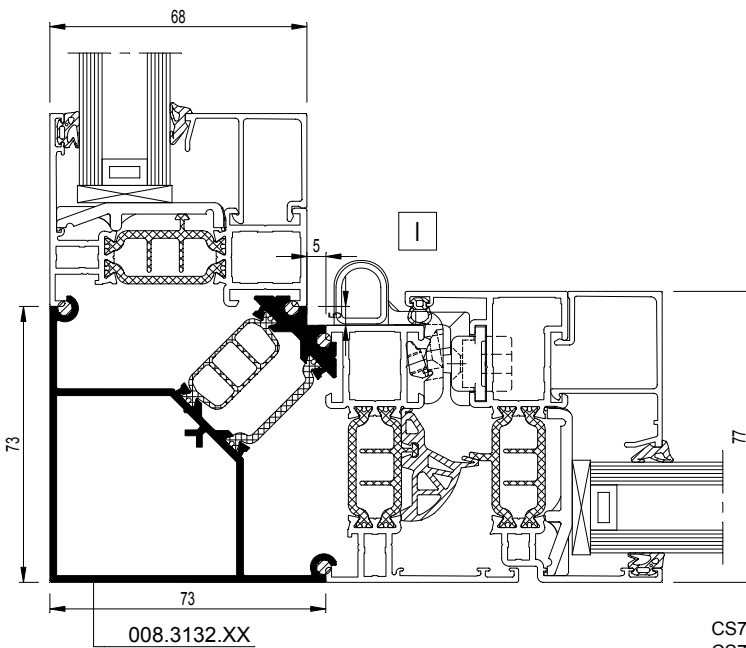
CS77-032006.dxf
 CS77-032006.dwg



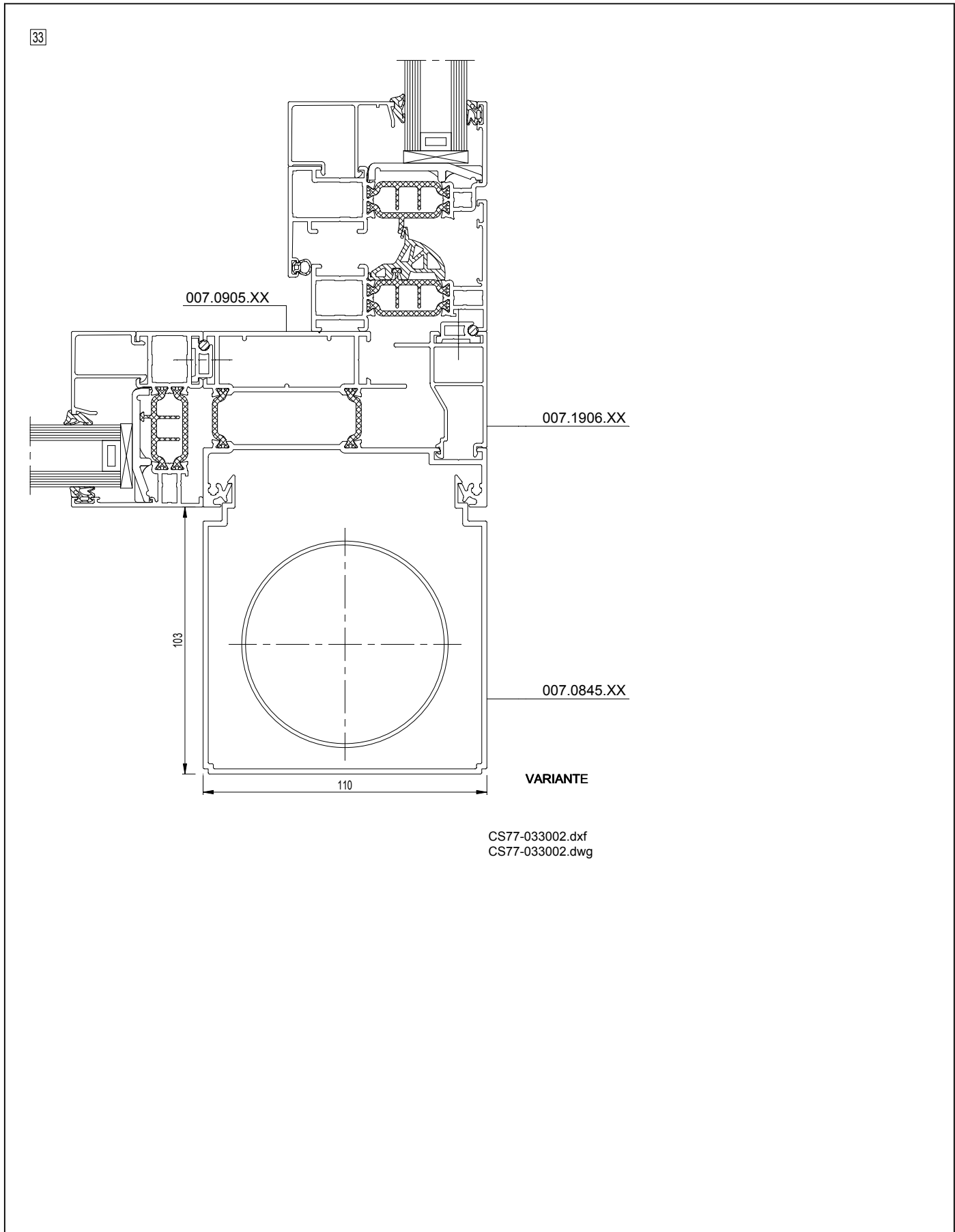
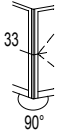


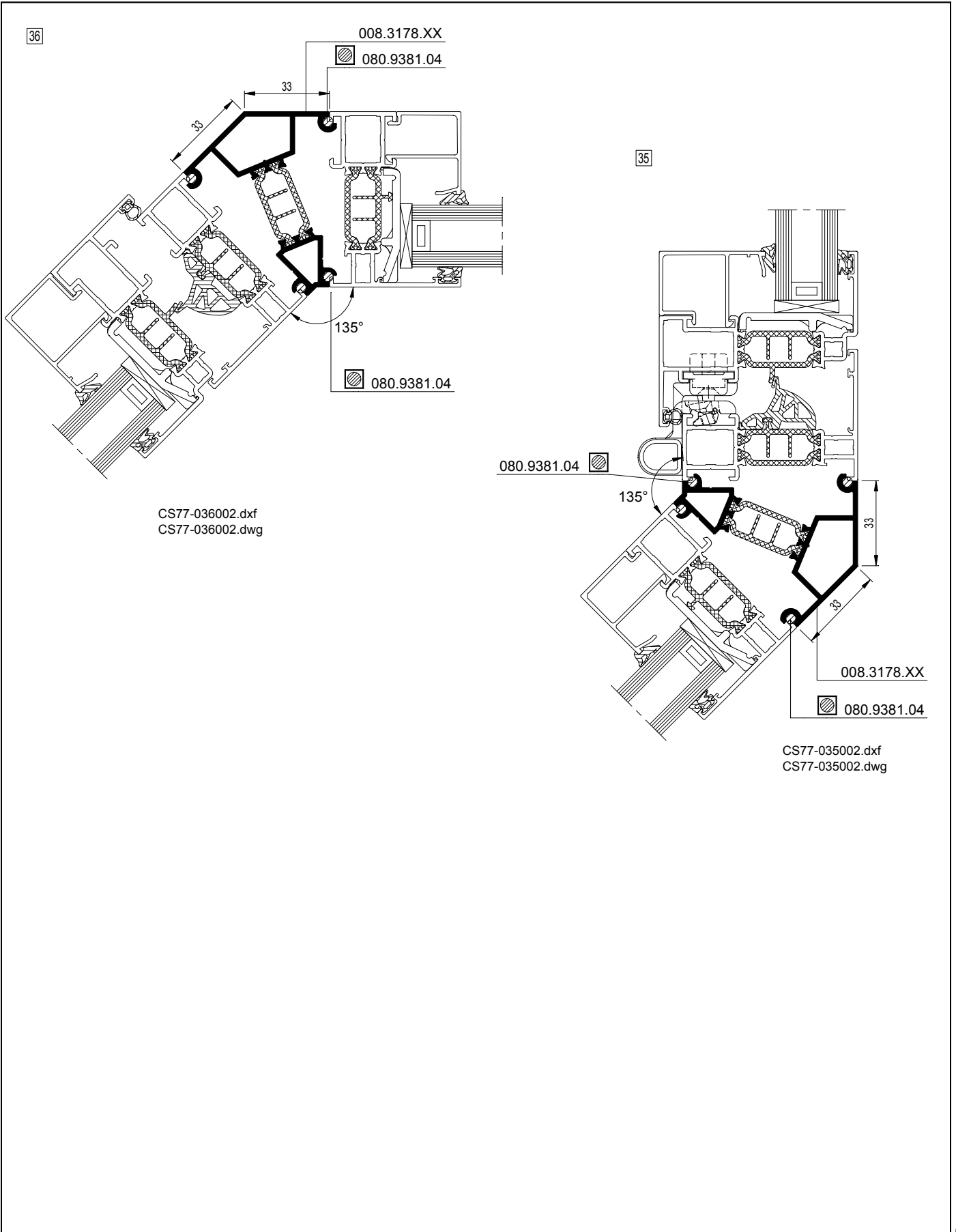
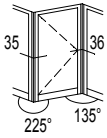
CS77-034001.dxf
 CS77-034001.dwg

33



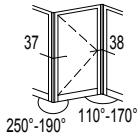
CS77-033001.dxf
 CS77-033001.dwg



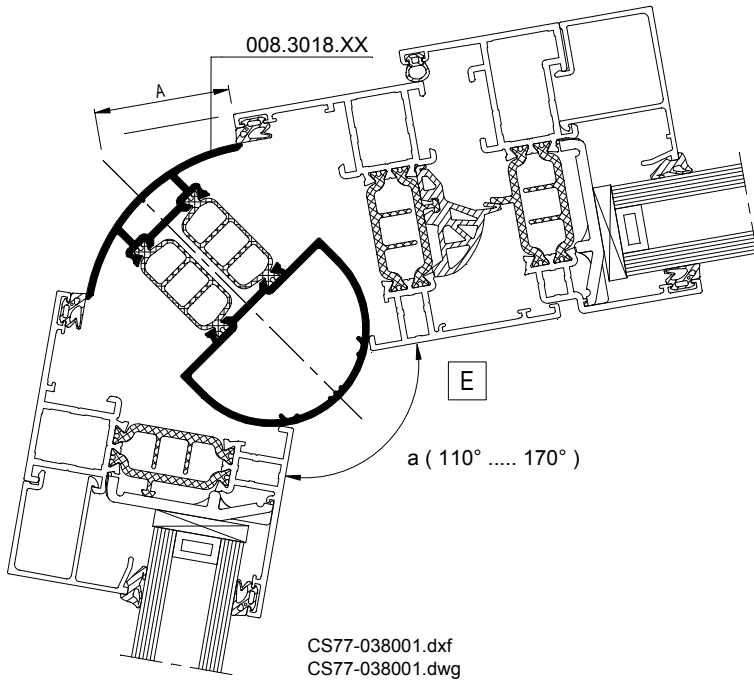


CS77-036002.dxf
 CS77-036002.dwg

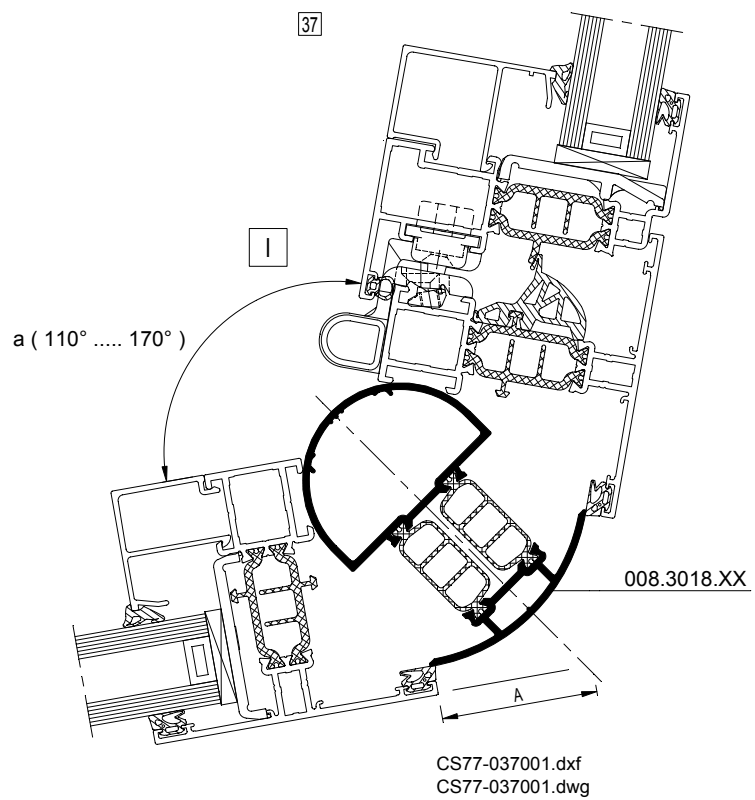
CS77-035002.dxf
 CS77-035002.dwg



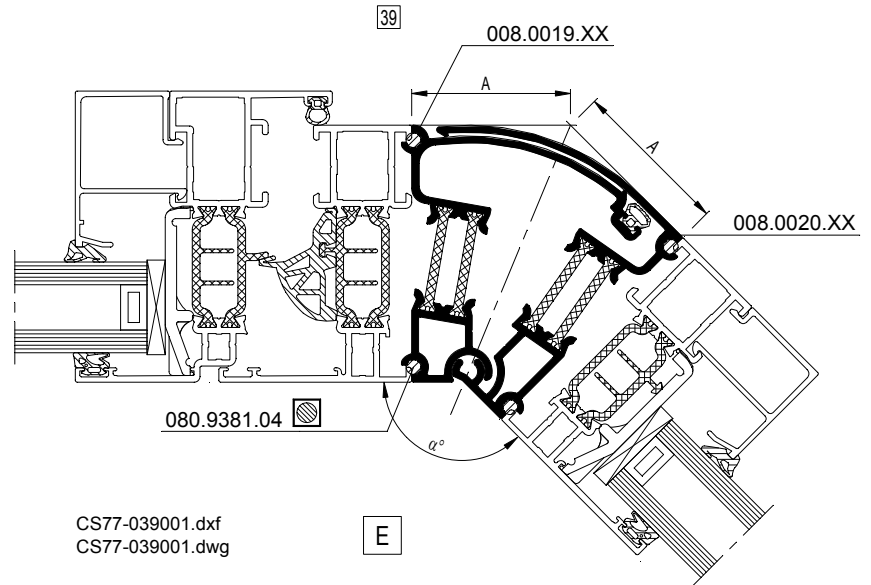
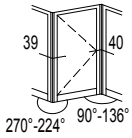
38



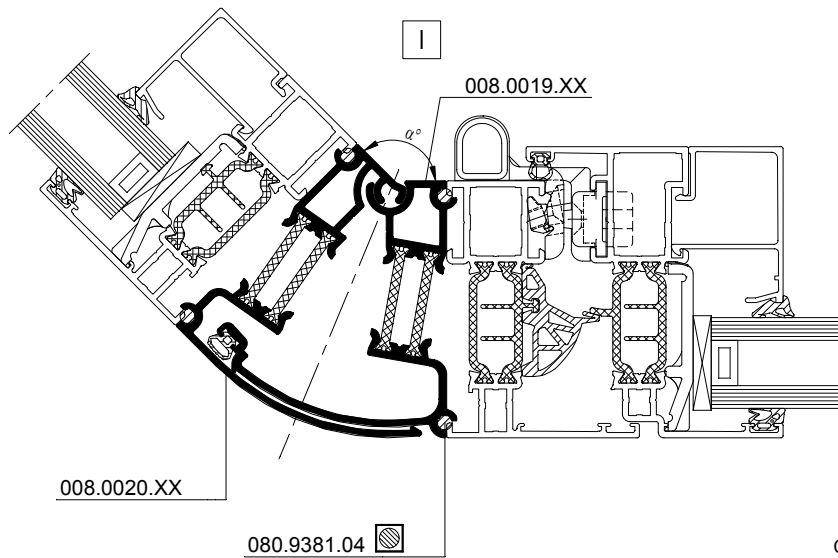
37



a	A
170°	4
160°	8
150°	12.5
140°	17
130°	22
120°	27.5
110°	33.5

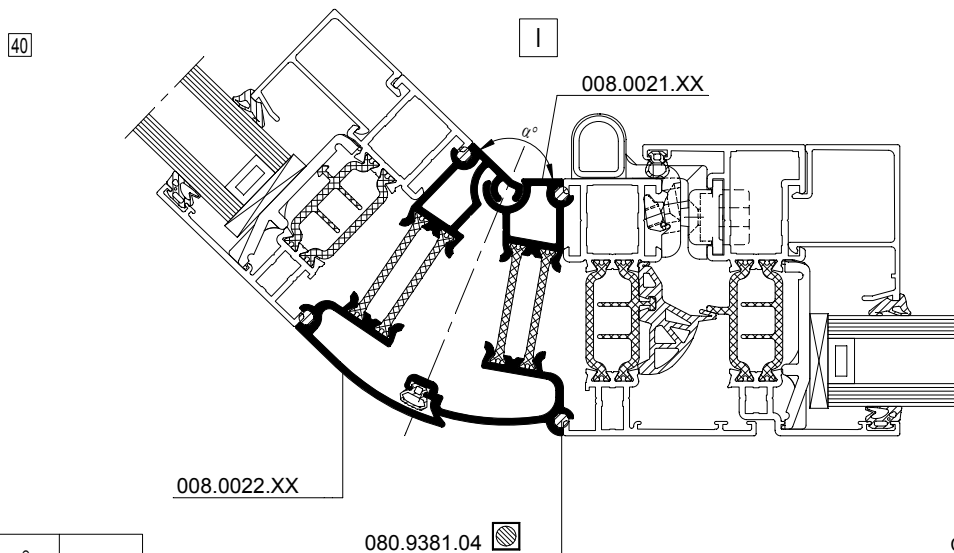
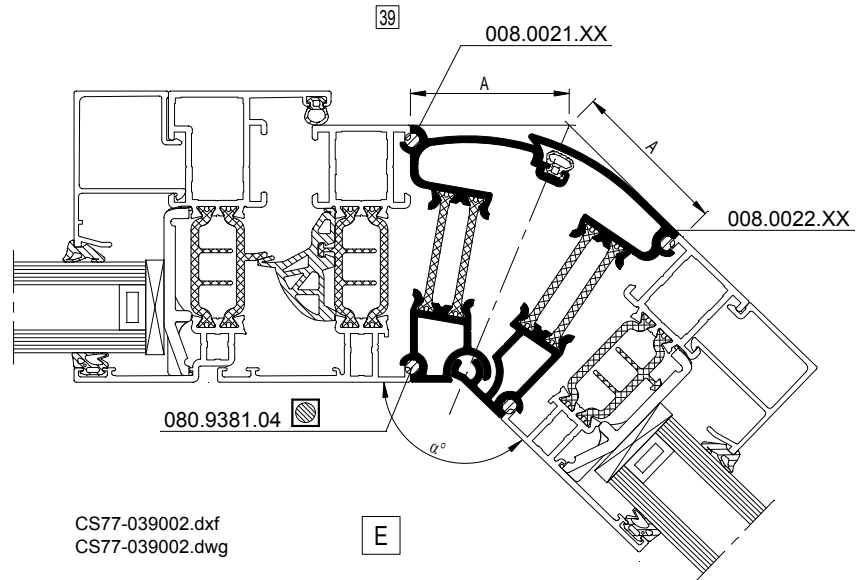
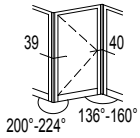


CS77-039001.dxf
 CS77-039001.dwg



CS77-040001.dxf
 CS77-040001.dwg

α°	A
90	80.3
95	74.8
100	69.8
105	65.2
110	60.8
115	56.7
120	52.8
125	49.1
130	45.5
135	42.1
max.136°	41.5



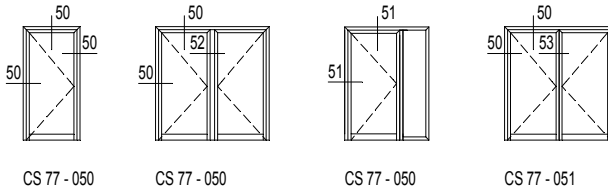
α°	A
136	41.3
140	38.7
145	35.5
150	32.5
155	29.5
max.160	26.5

CS 77 (Portes)



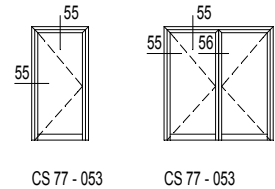
5 Portes ouvrant vers l'intérieur

Portes ouvrant vers l'intérieur



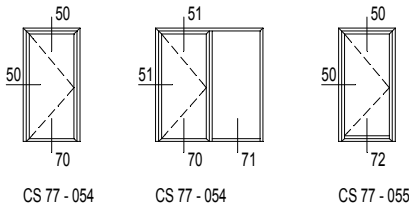
CS 77 - 050 CS 77 - 050 CS 77 - 050 CS 77 - 051

... avec profilé fenêtre



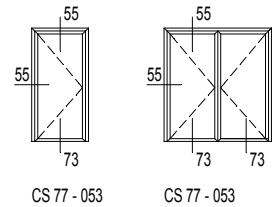
CS 77 - 053 CS 77 - 053

Portes ouvrant vers l'intérieur avec ouvrant serti tout autour



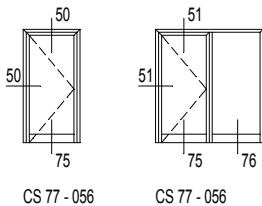
CS 77 - 054 CS 77 - 054 CS 77 - 055

... avec profilé fenêtre



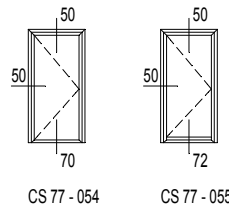
CS 77 - 053 CS 77 - 053

Portes avec traverses



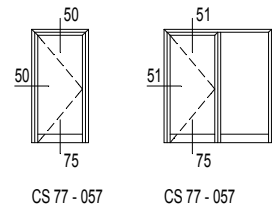
CS 77 - 056 CS 77 - 056

Portes avec profilé de butée étanche à l'eau



CS 77 - 054 CS 77 - 055

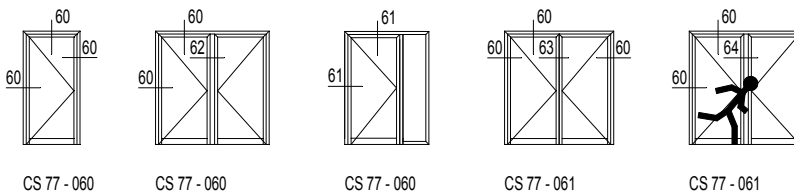
Portes avec plinthe bas de porte



CS 77 - 057 CS 77 - 057

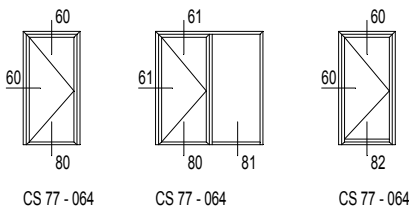
6 Portes ouvrant vers l'extérieur

Portes ouvrant vers l'extérieur



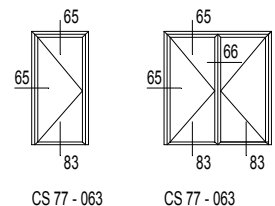
CS 77 - 060 CS 77 - 060 CS 77 - 060 CS 77 - 061 CS 77 - 061

Portes ouvrant vers l'extérieur avec ouvrant serti tout autour



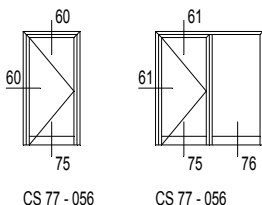
CS 77 - 064 CS 77 - 064 CS 77 - 064

... avec profilé fenêtre



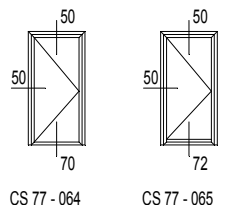
CS 77 - 063 CS 77 - 063

Portes ouvrant vers l'extérieur avec traverses



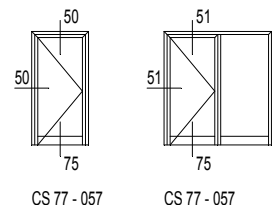
CS 77 - 056 CS 77 - 056

Portes avec profilé de butée étanche à l'eau

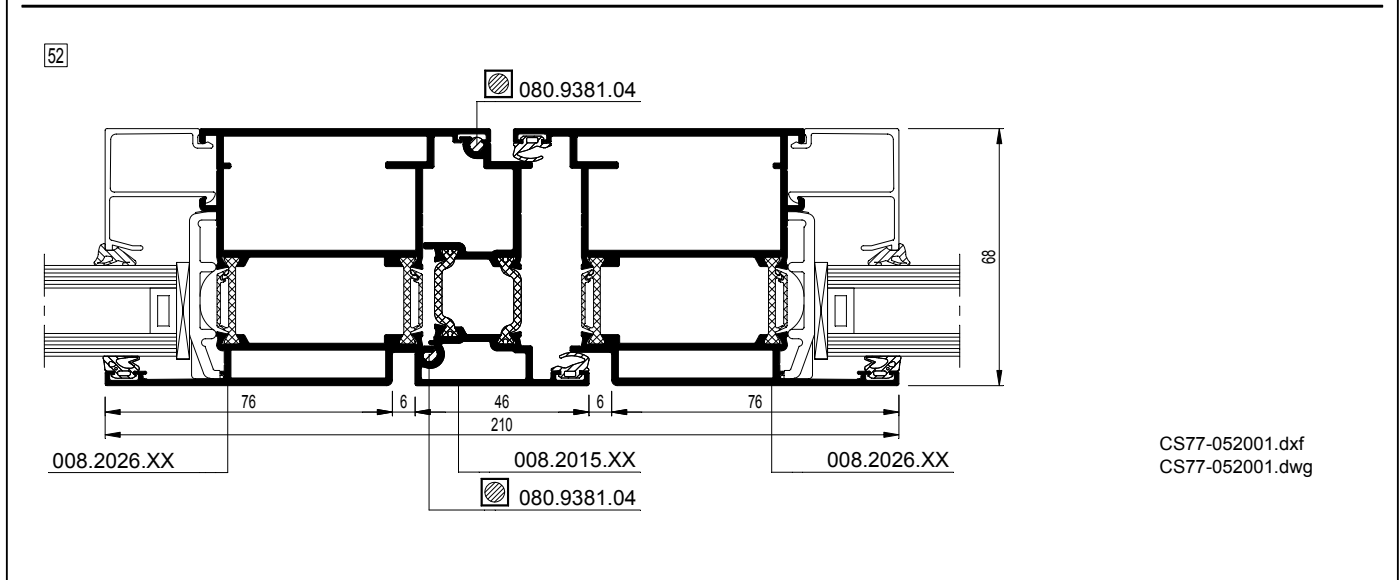
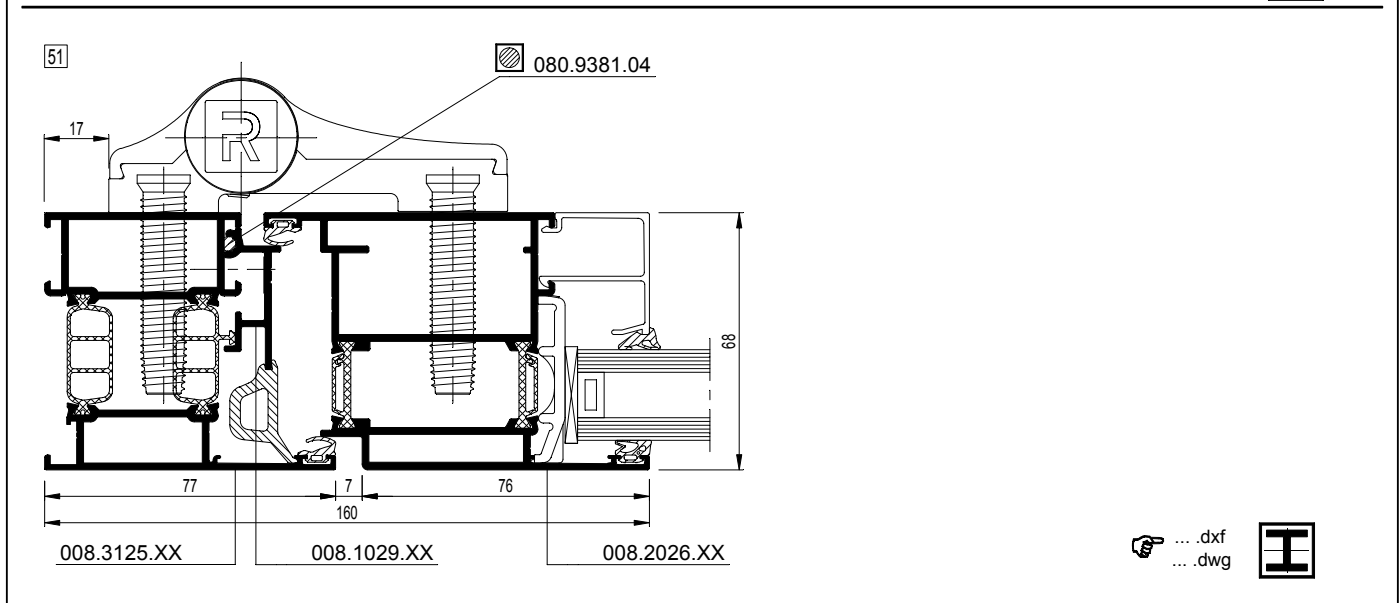
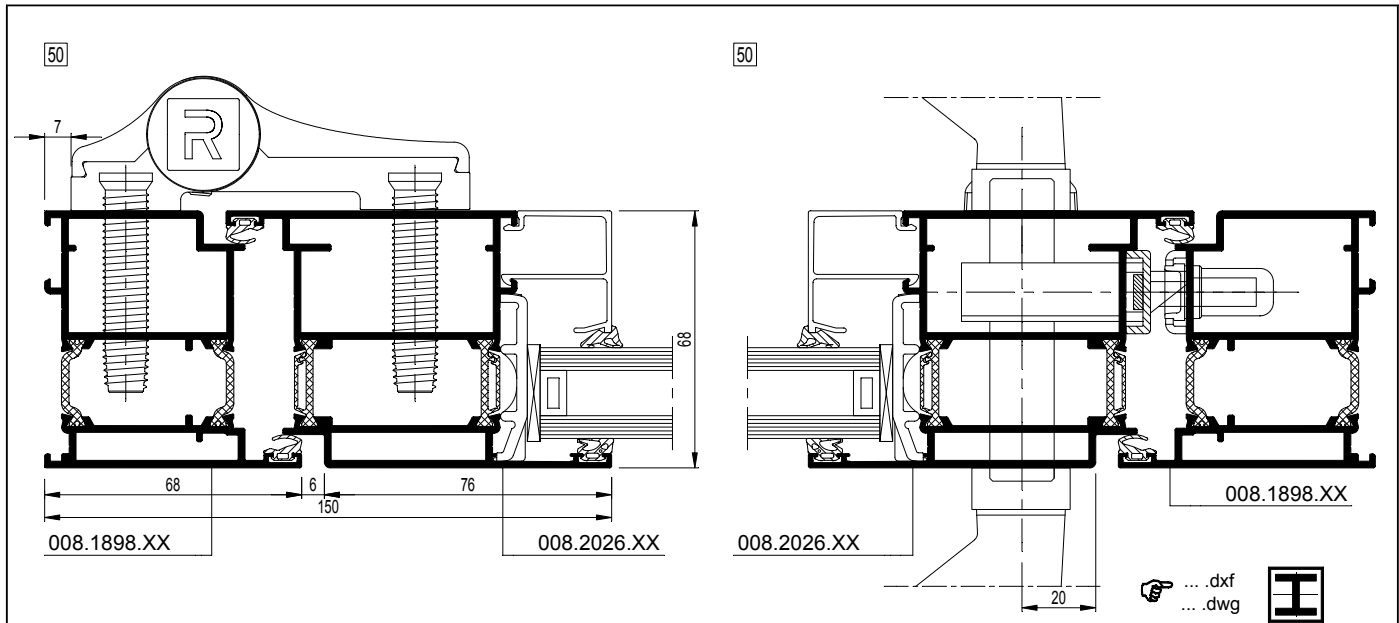
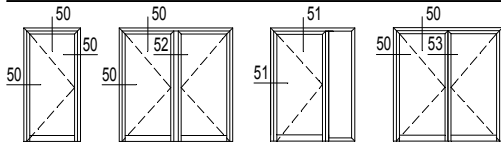


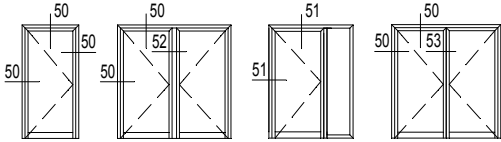
CS 77 - 064 CS 77 - 065

Portes avec plinthe bas de porte



CS 77 - 057 CS 77 - 057





<p>008.1898.XX</p> <p>lx = 28.044 cm⁴</p> <p>50 CS77-050001.dxf CS77-050001.dwg</p>	<p>008.0598.XX</p> <p>lx = 31.523 cm⁴</p> <p>50 CS77-050002.dxf CS77-050002.dwg</p>	<p>008.1029.XX</p> <p>lx = 1.460 cm⁴</p> <p>51 CS77-051001.dxf CS77-051001.dwg</p>	<p>008.2027.XX</p> <p>lx = 19.146 cm⁴</p> <p>51 CS77-051002.dxf CS77-051002.dwg</p>
---	---	--	---

<p>53 ZT</p> <p>008.2014.XX 008.2026.XX</p> <p>CS77-053001.dxf CS77-053001.dwg</p>	<p>008.3114.XX</p> <p>lx = 31.671 cm⁴</p> <p>51 CS77-051003.dxf CS77-051003.dwg</p>
---	---


51

080.9381.04

008.3125.XX 008.2026.XX

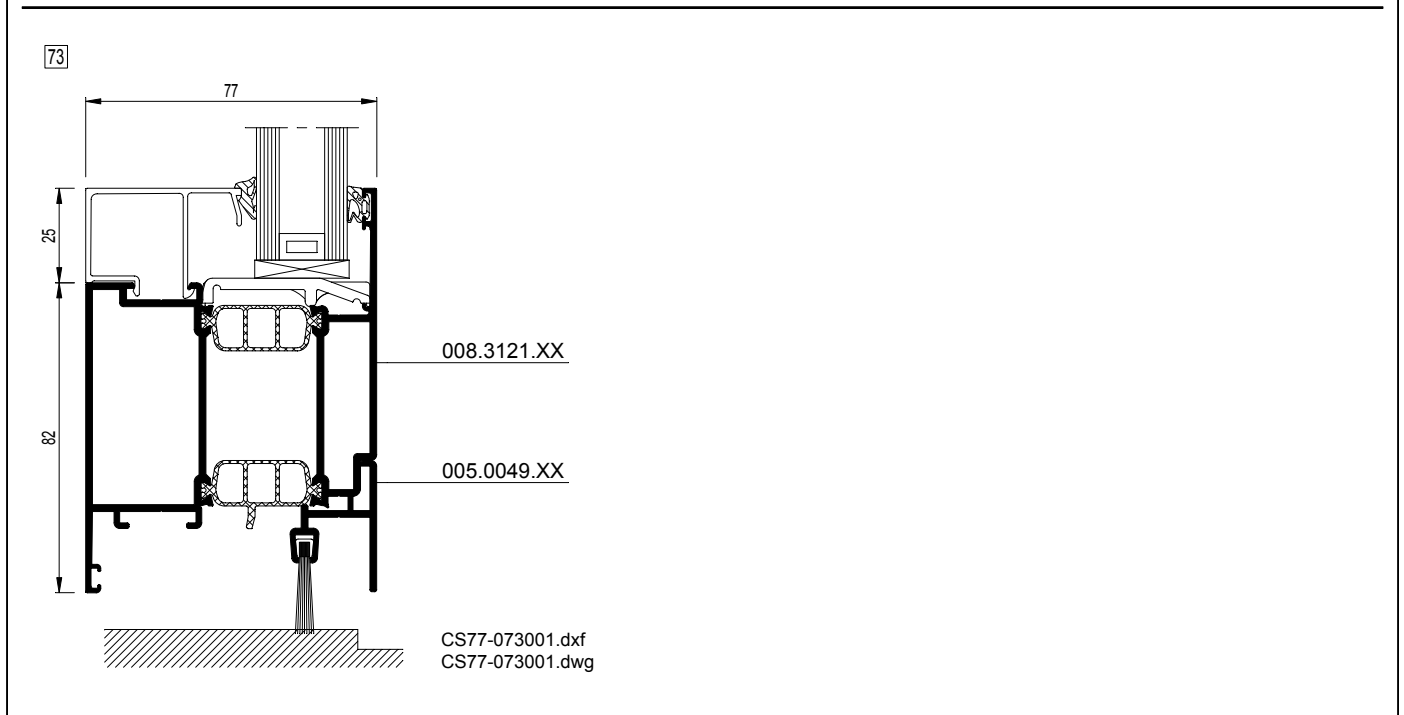
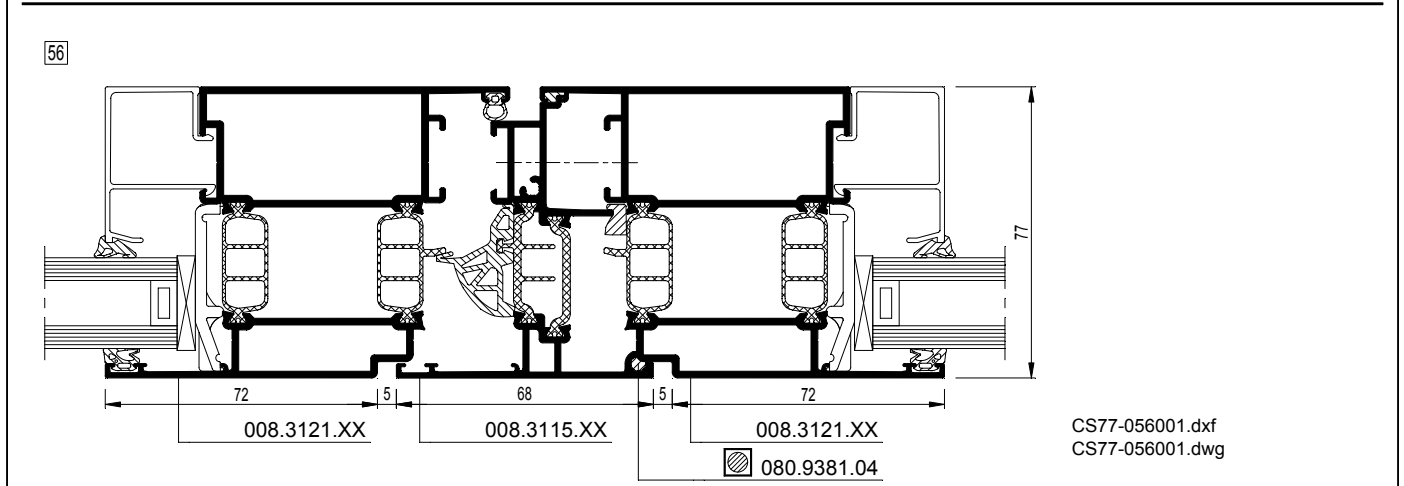
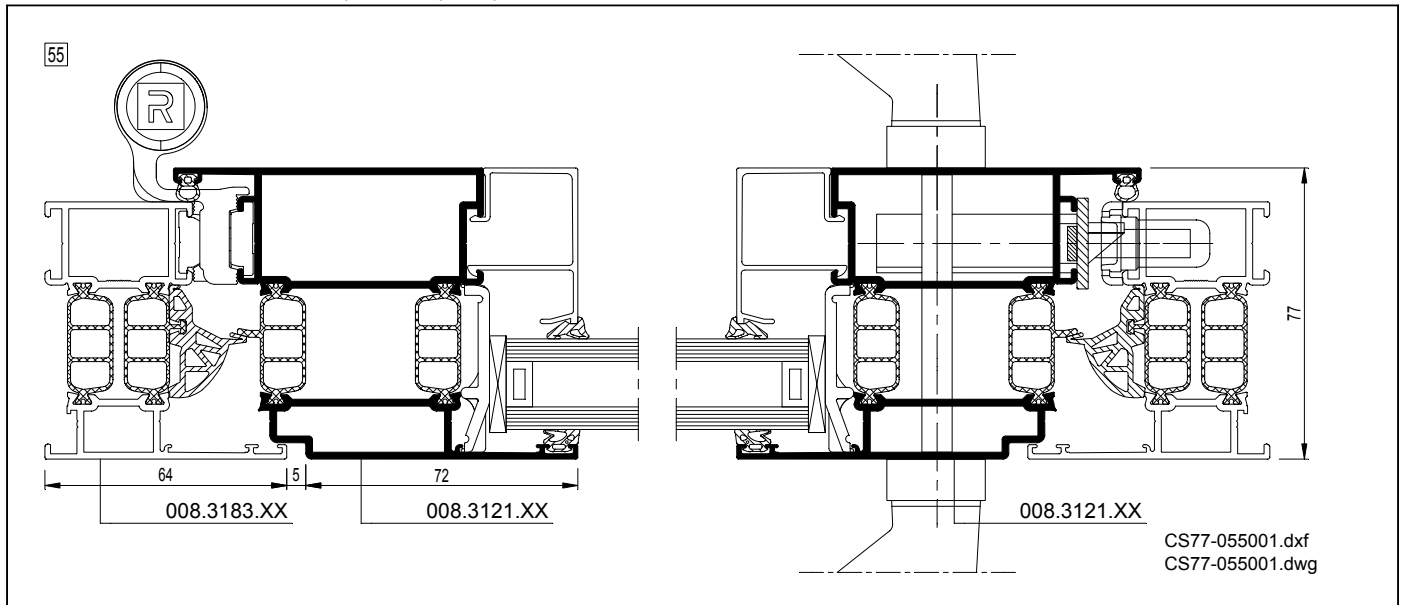
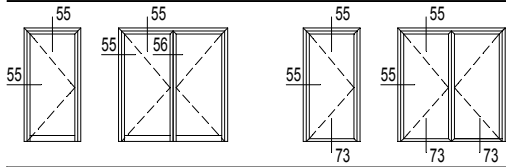
008.2027.XX 080.9381.04

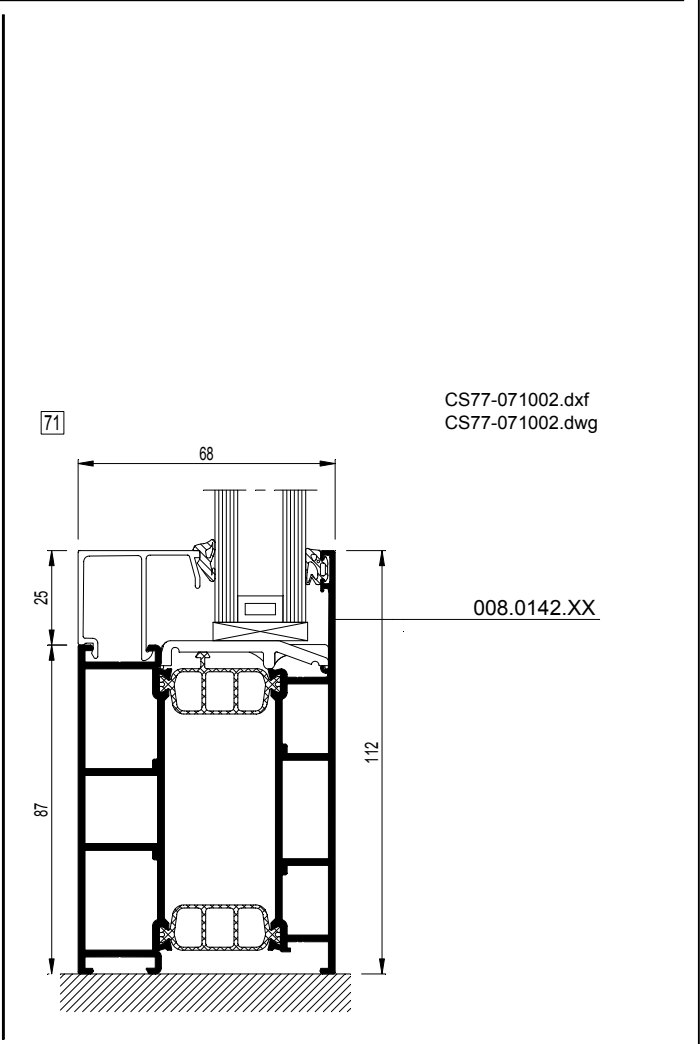
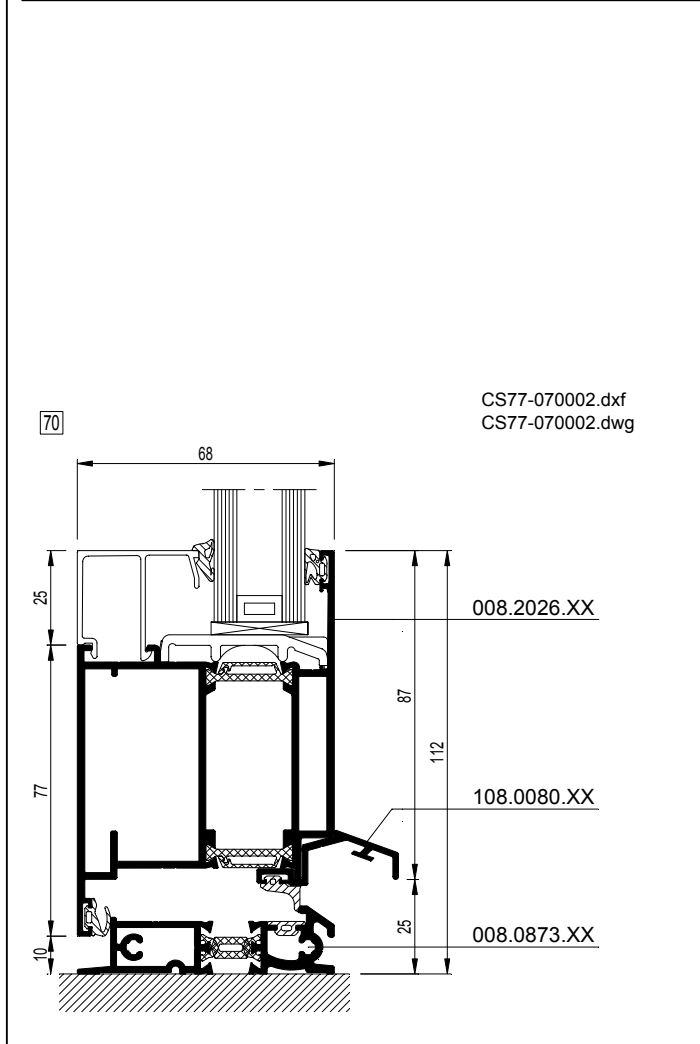
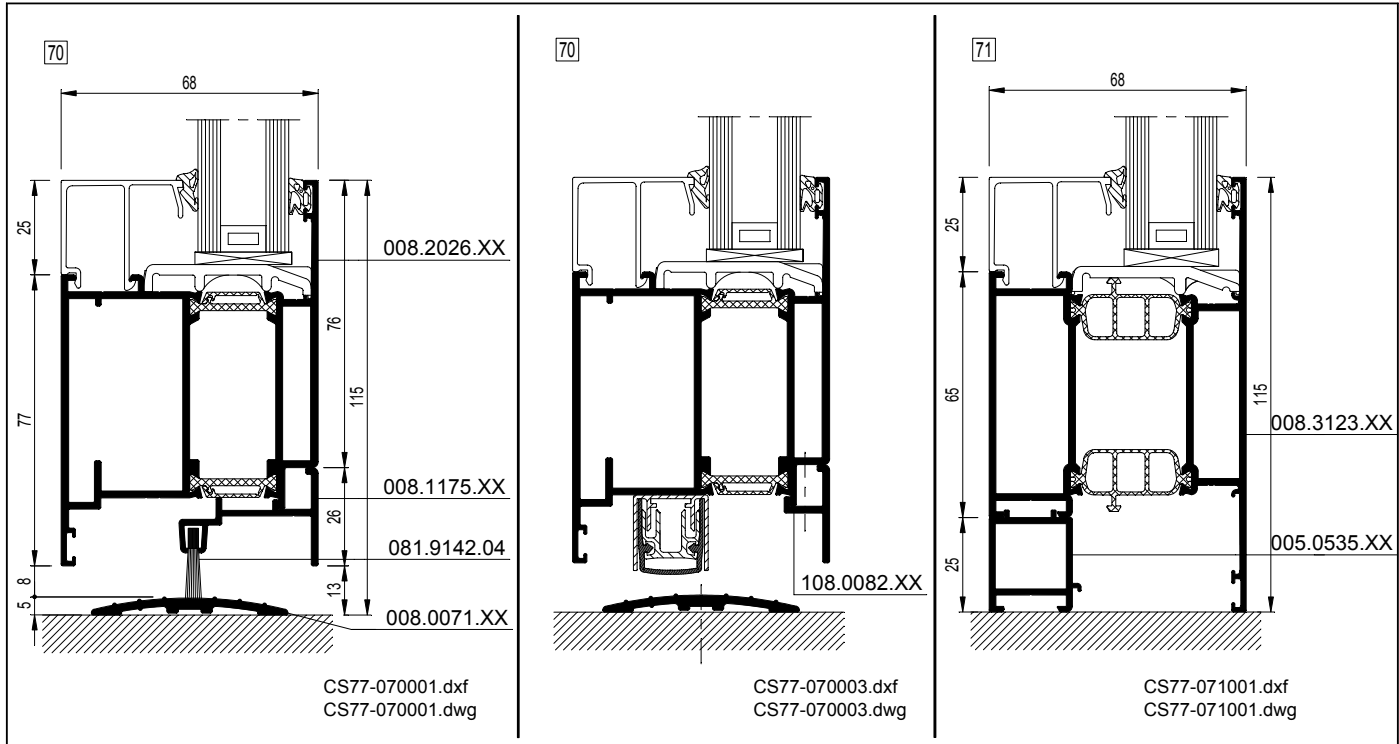
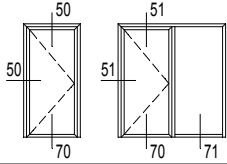
CS77-051002.dxf
CS77-051002.dwg



CS 77

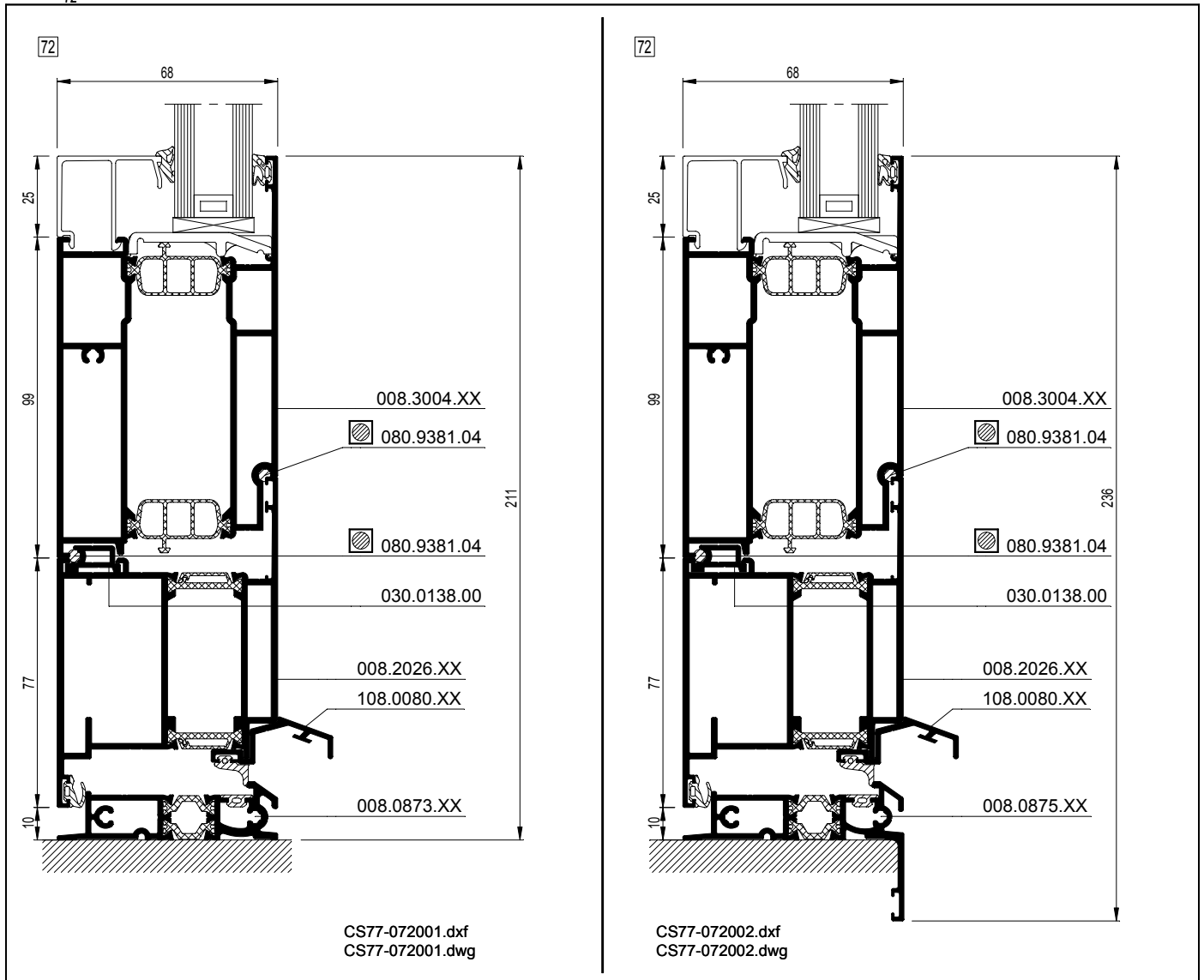
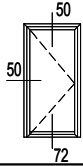
Deuren - Naar binnen opengaande deuren met raamprofielen
 Portes - Portes ouvrant vers l'intérieur avec profilé fenêtre
 Doors - Inward opening doors with window profiles
 Türen - Nach innen öffnende Türen mit Fensterprofil


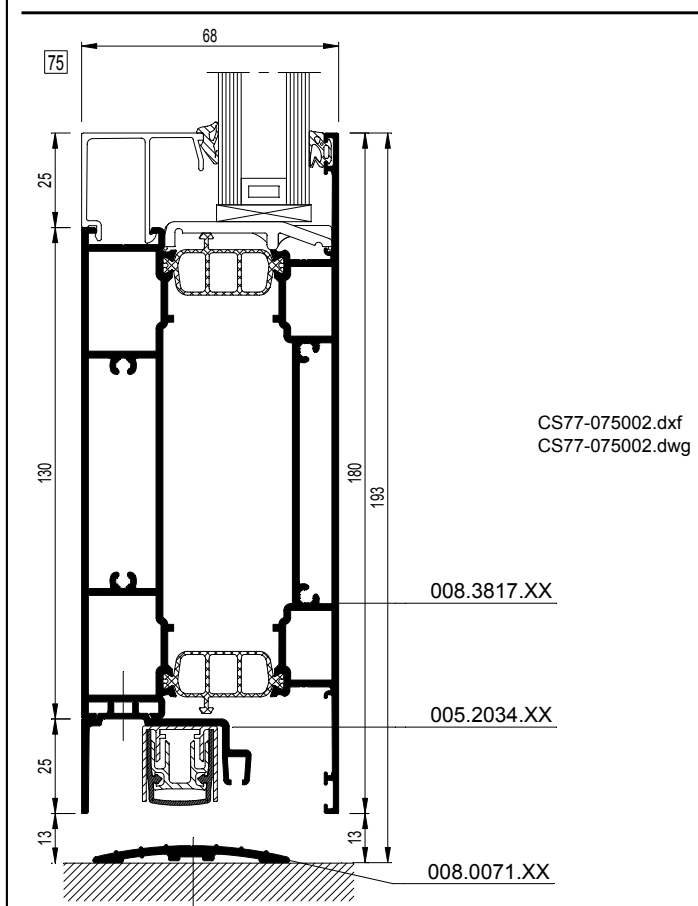
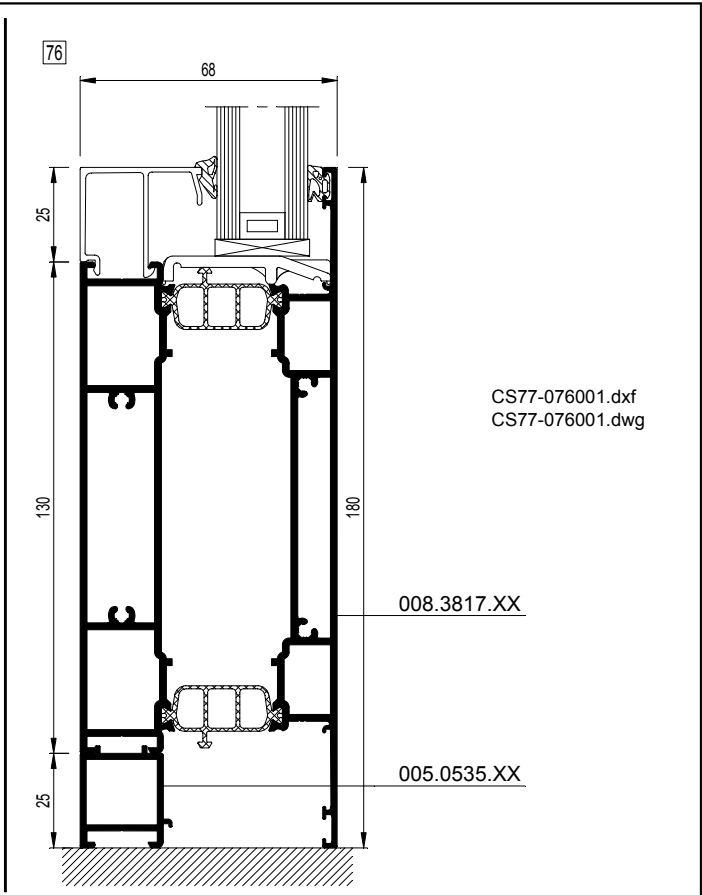
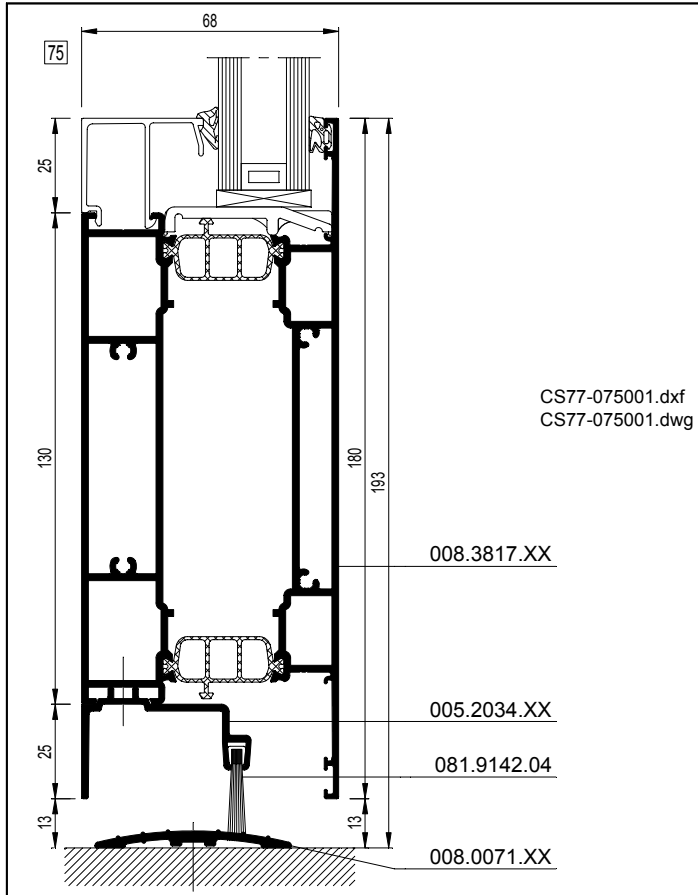
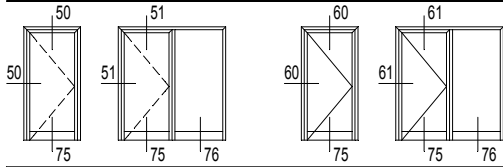


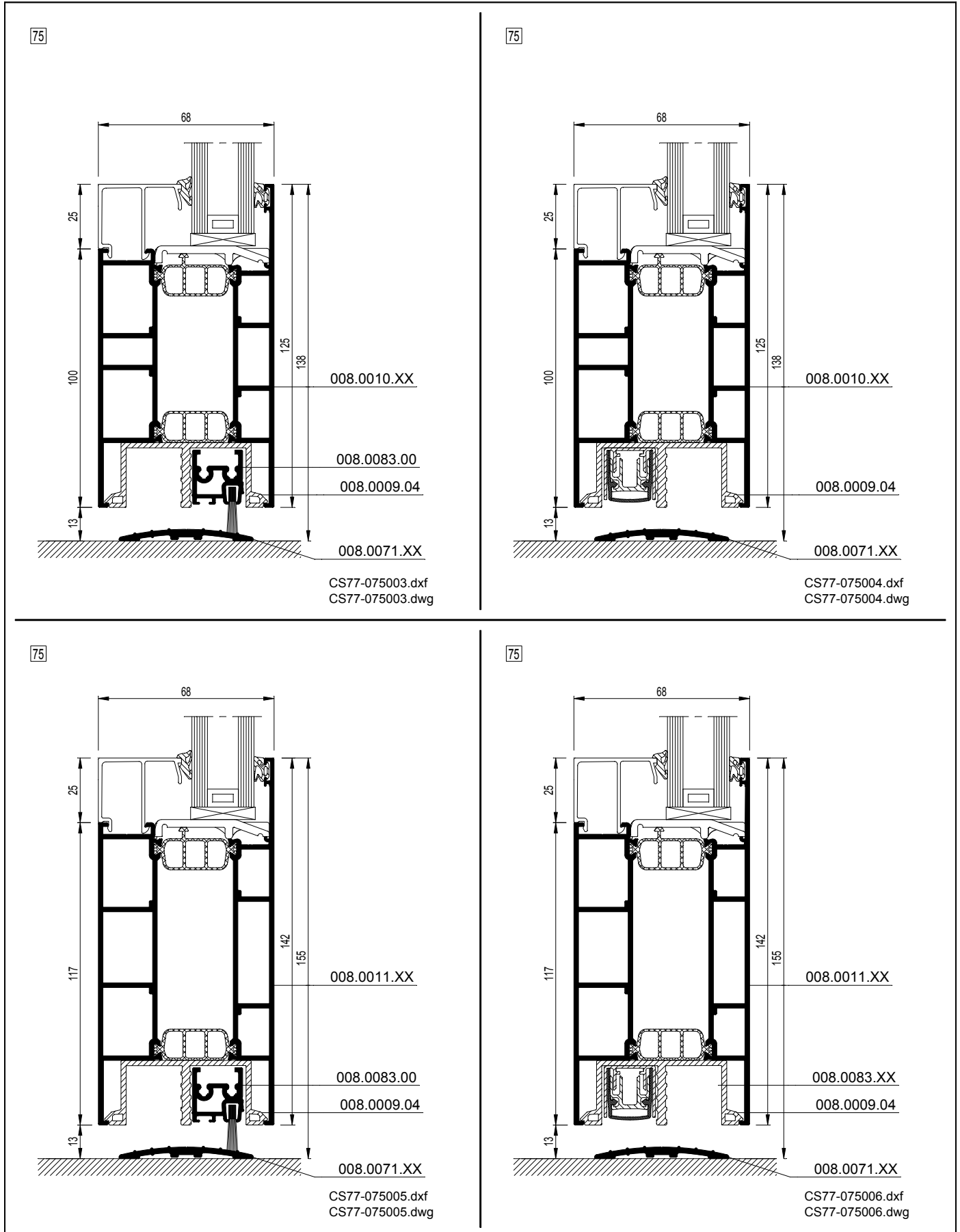
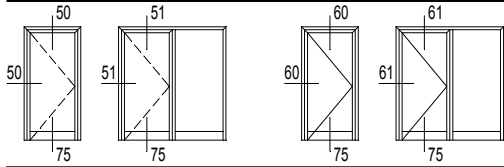


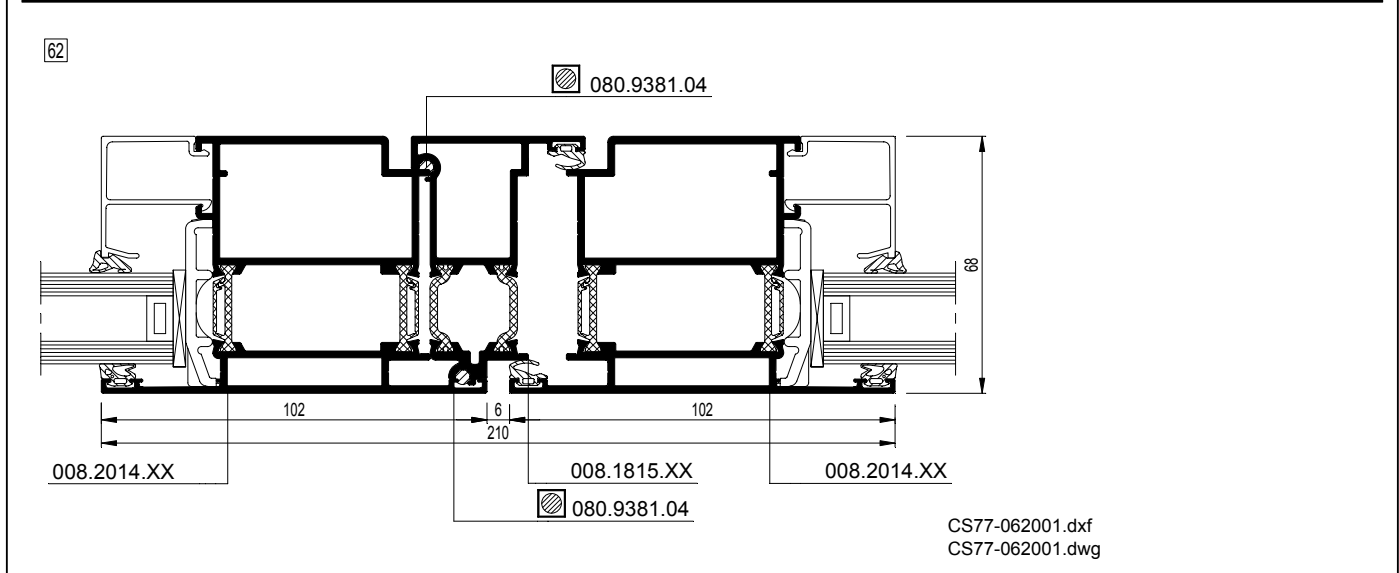
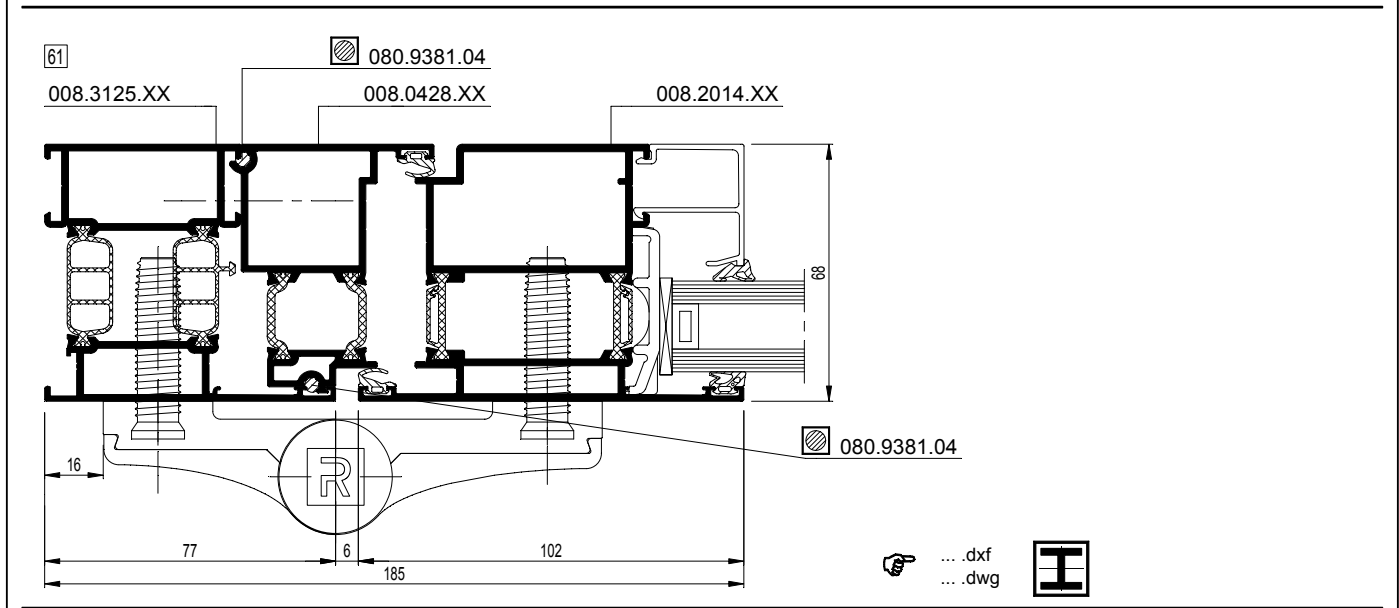
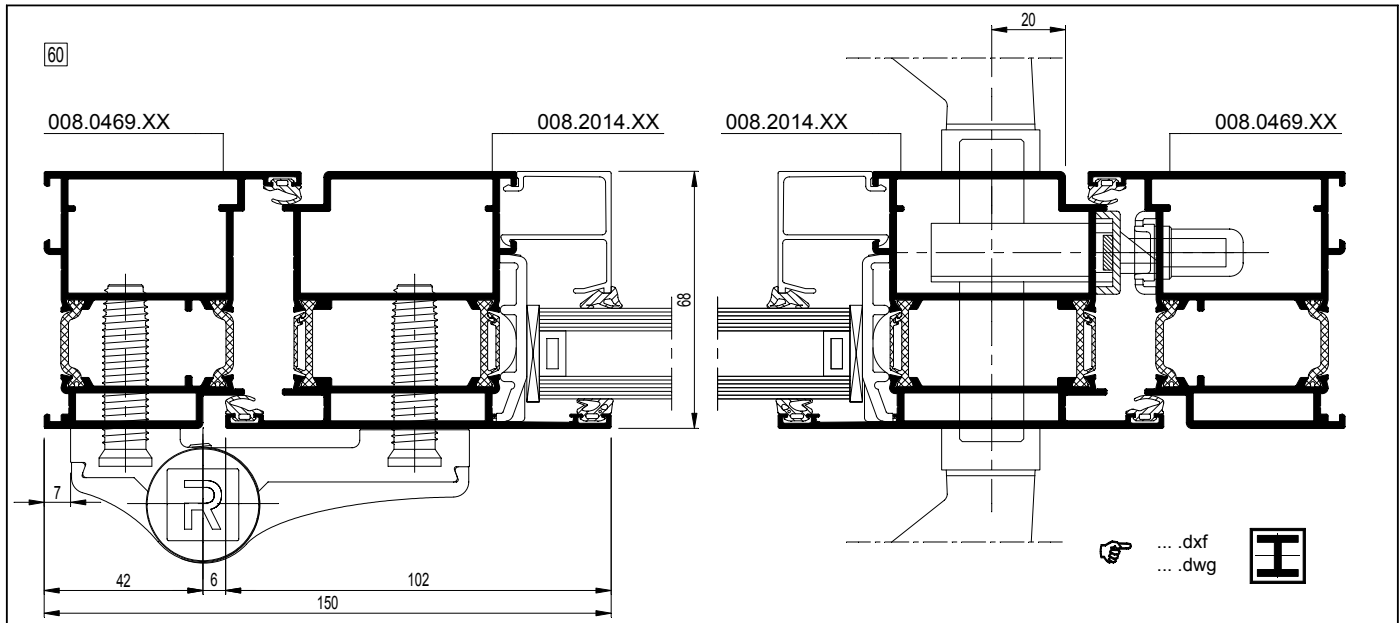
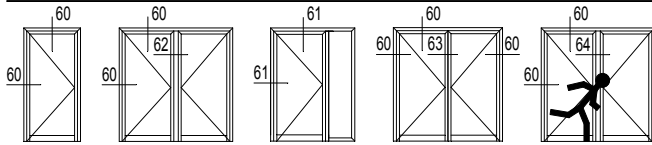
CS 77

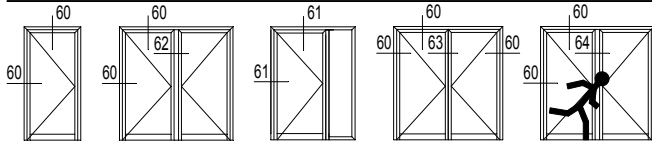
Deuren - Naar binnen draaiende deuren met deurvleugel rondom geperst
 Portes - Portes ouvrant vers l'intérieur avec ouvrant serti tout autour
 Doors - Inward opening doors with vent crimped all round
 Türen - Nach innen öffnende Türen mit rundherum gepresstem Türflügel





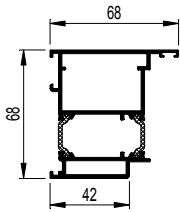






008.0469.XX

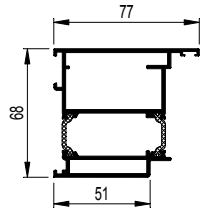
lx = 28.438 cm²



60 CS77-060001.dxf
 CS77-060001.dwg

008.0569.XX

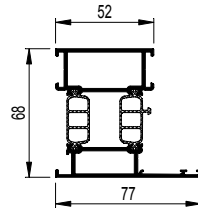
lx = 32.557 cm²



60 CS77-060002.dxf
 CS77-060002.dwg

008.3125.XX

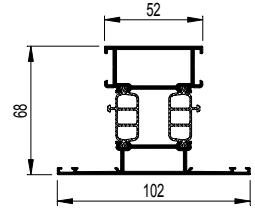
lx = 28.494 cm²



60 CS77-061001.dxf
 CS77-061001.dwg

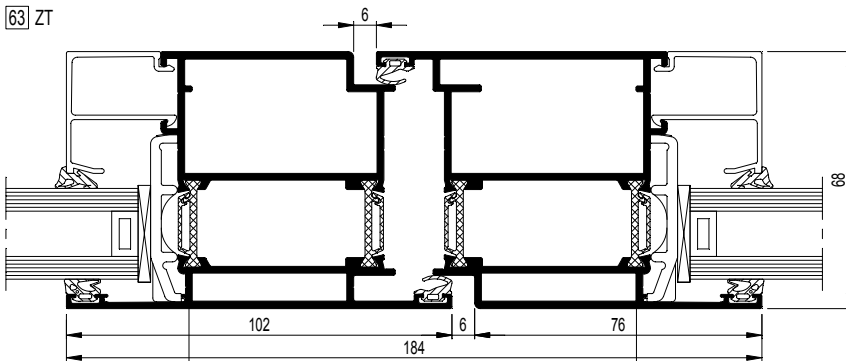
008.3114.XX

lx = 31.671 cm²



60 CS77-061002.dxf
 CS77-061002.dwg

63 ZT

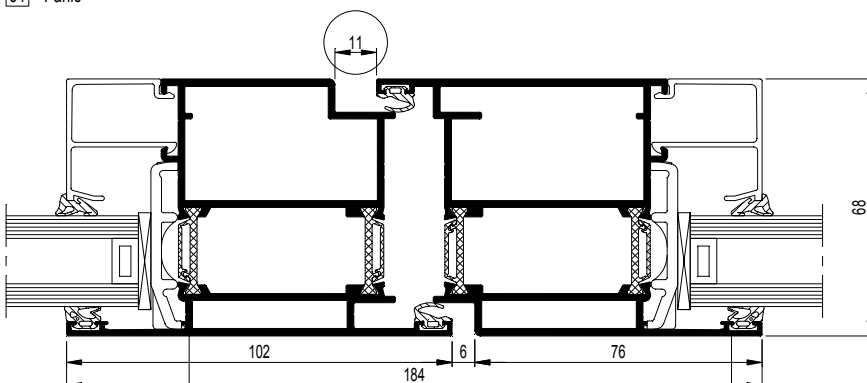


008.2014.XX

008.2026.XX

CS77-063001.dxf
 CS77-063001.dwg

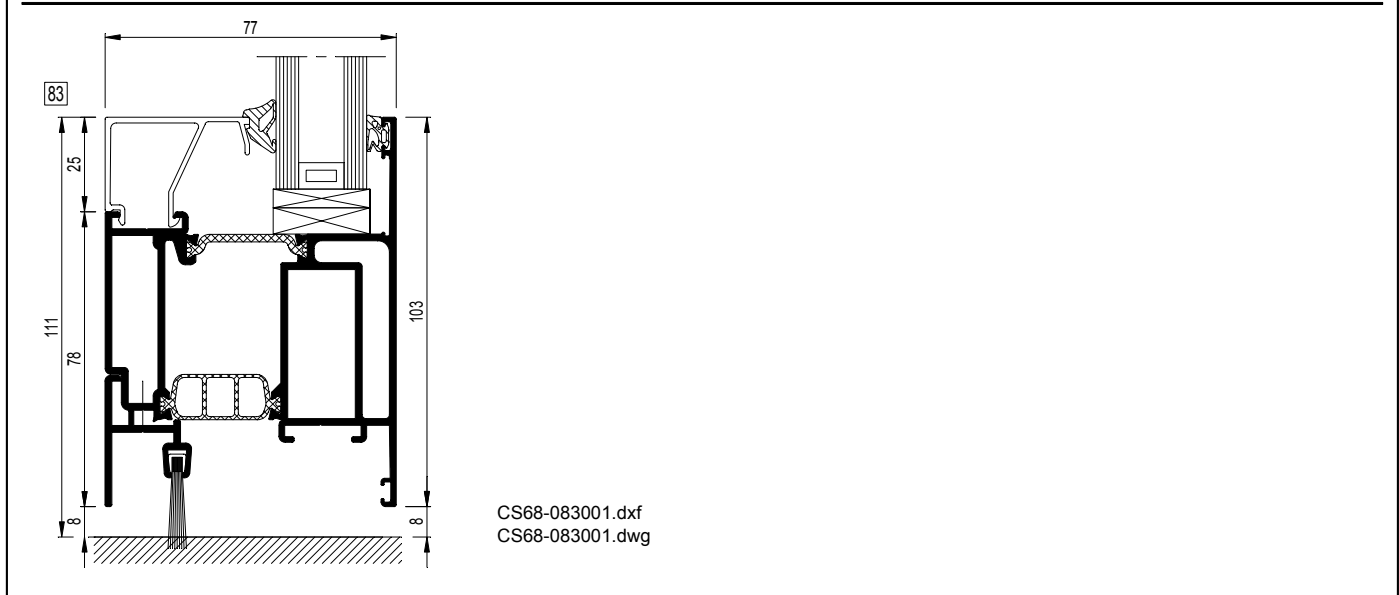
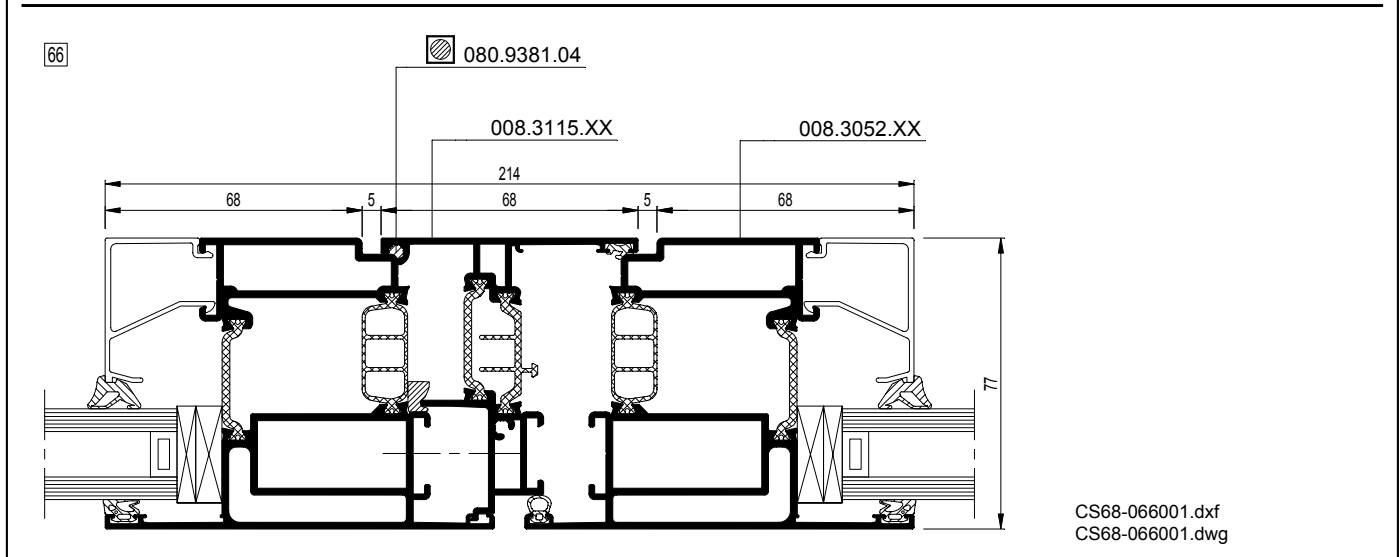
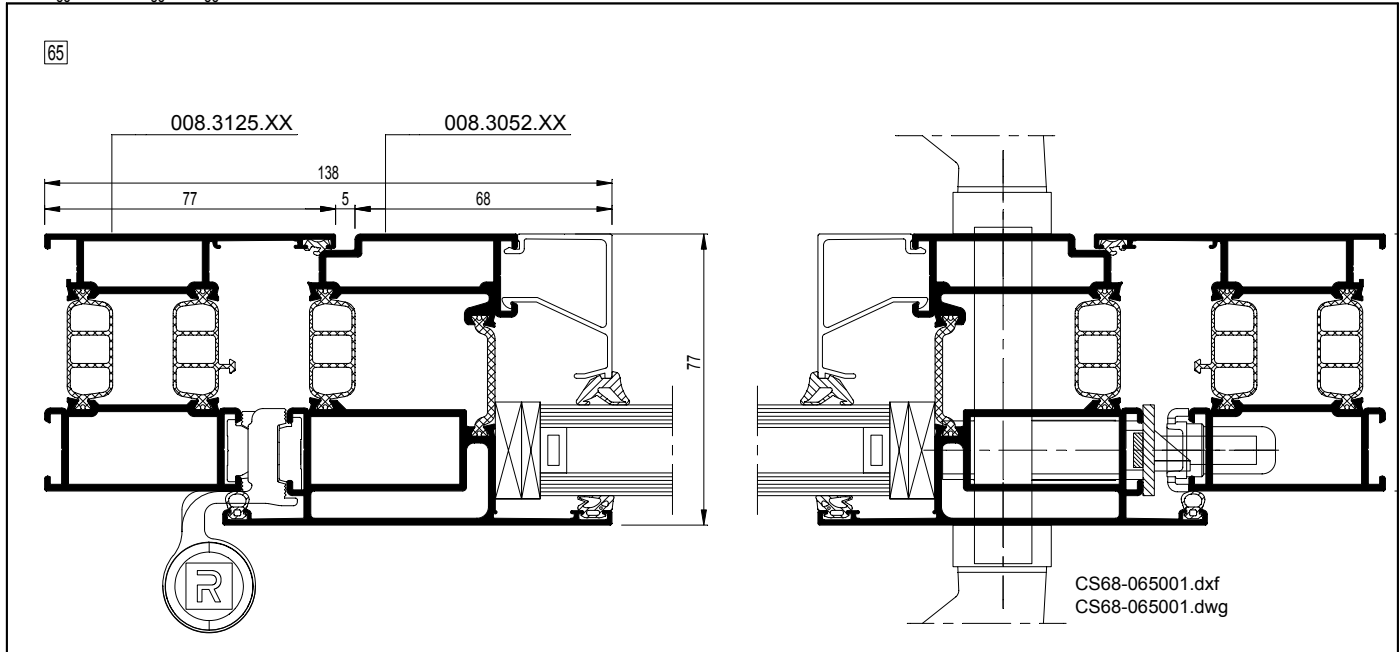
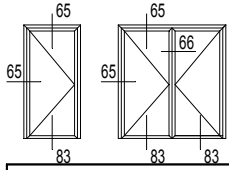
64 Panic



008.1016.XX

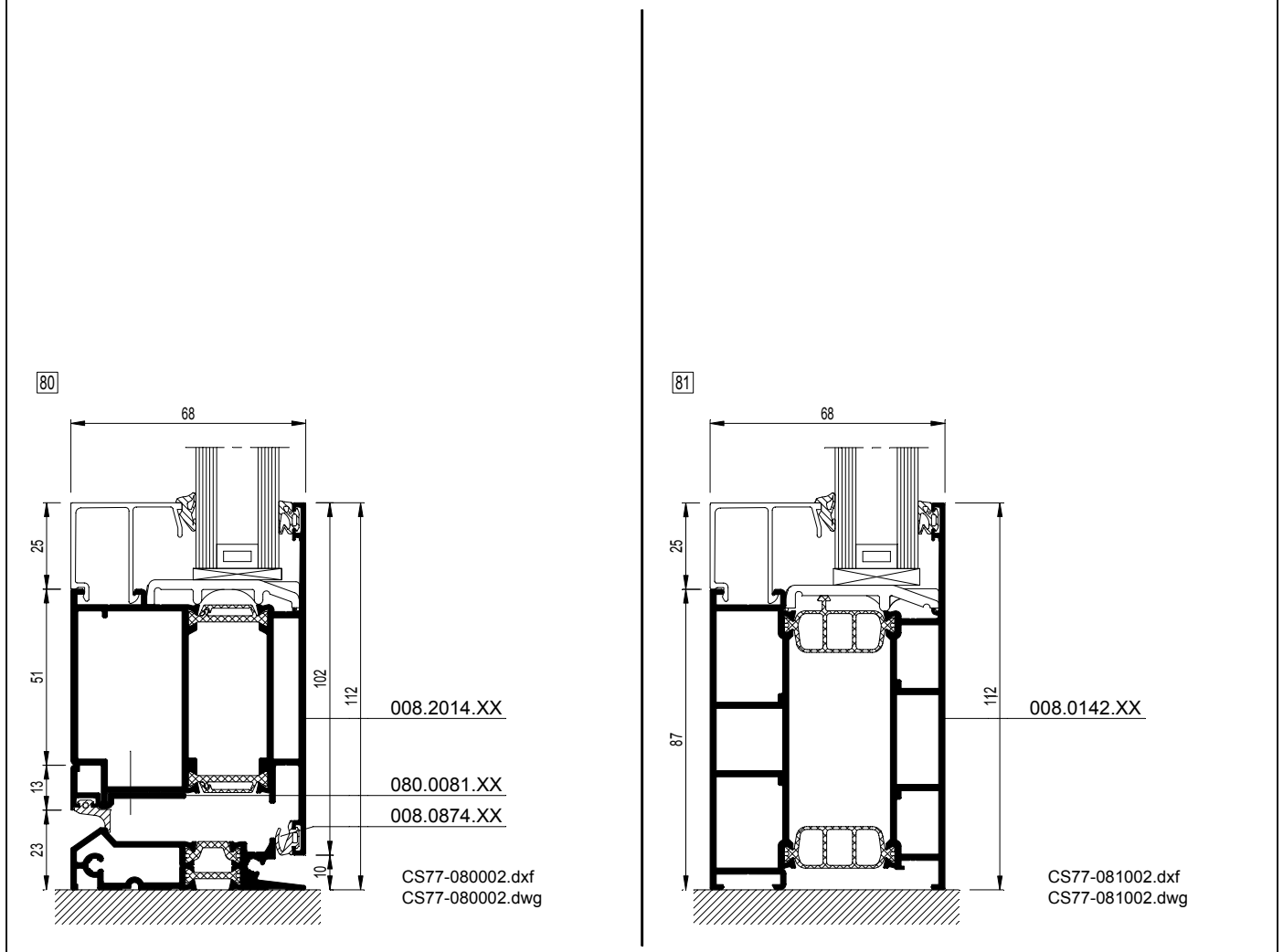
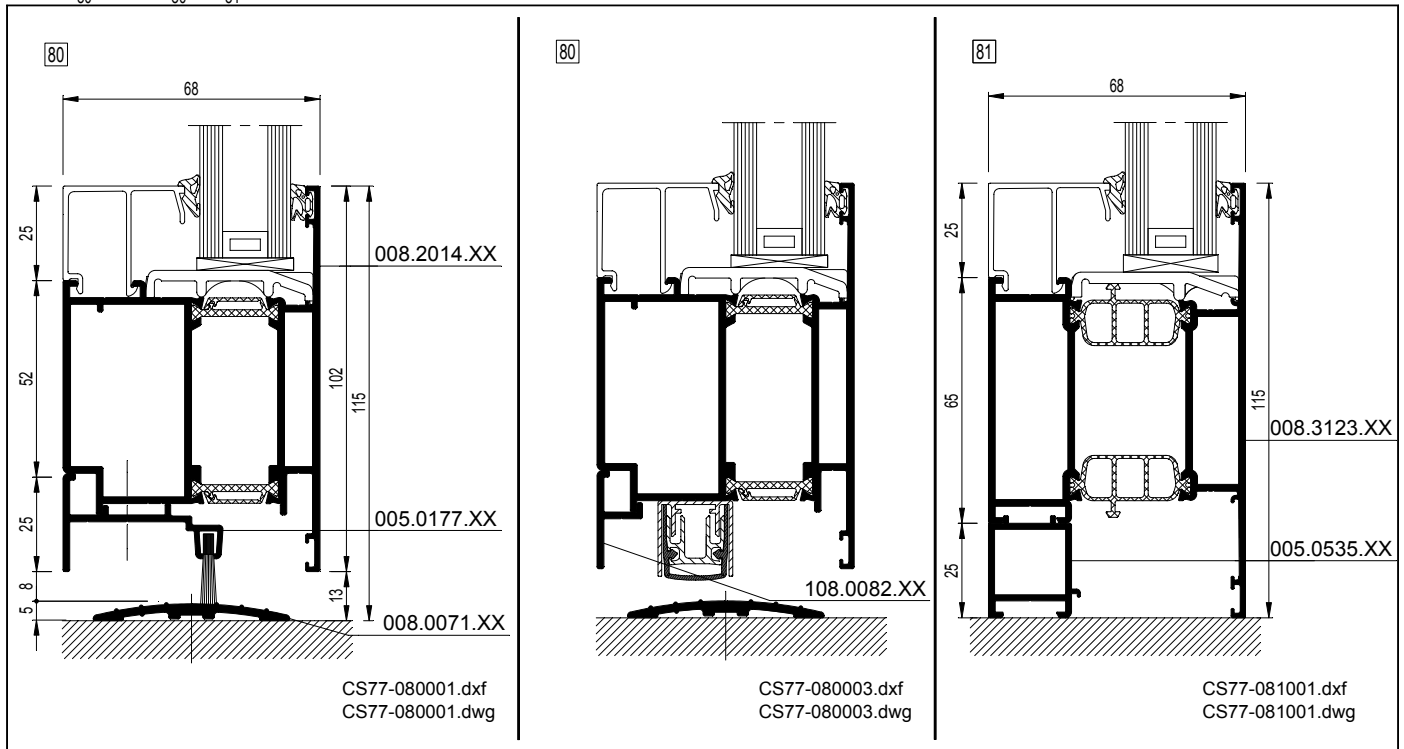
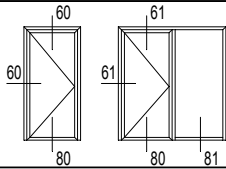
008.2026.XX

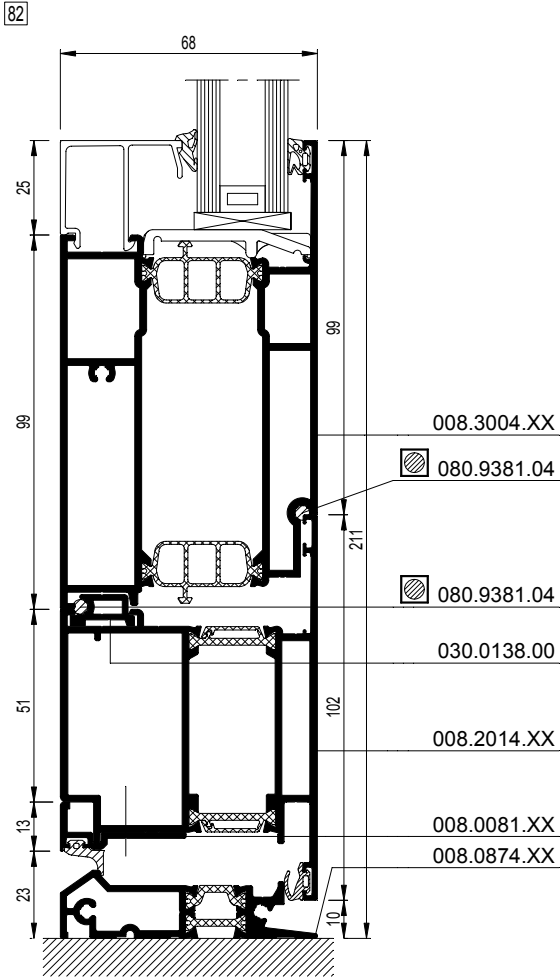
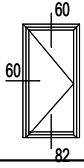
CS77-064001.dxf
 CS77-064001.dwg



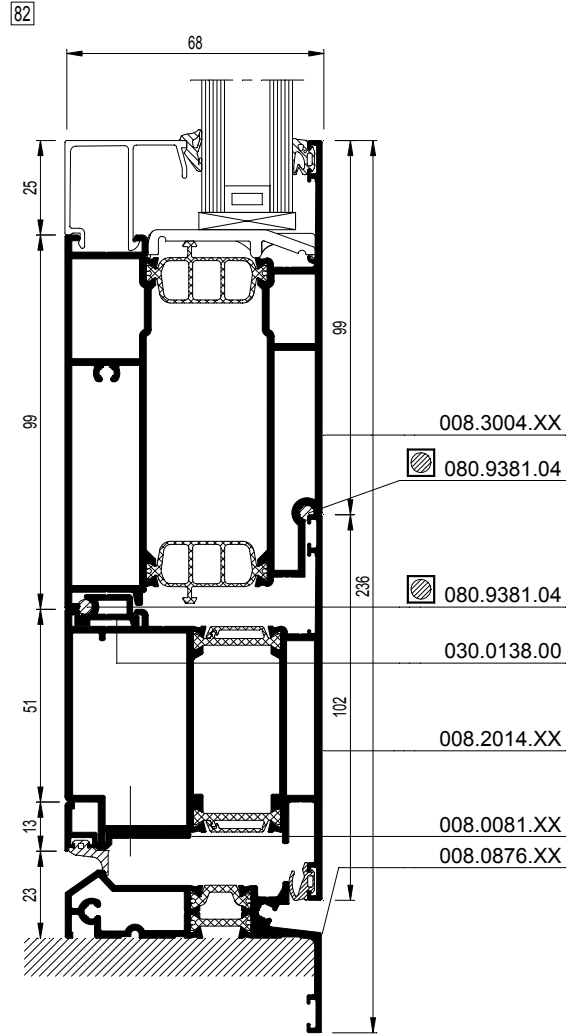
CS 77

Deuren - Naar buiten draaiende deuren met deurvleugel rondom geperst
 Portes - Portes ouvrant vers l'extérieur avec ouvrant serti tout autour
 Doors - Outward opening doors with vent crimped all round
 Türen - Nach außen öffnende Türen mit rundherum gepresstem Türflügel





CS77-082001.dxf
 CS77-082001.dwg

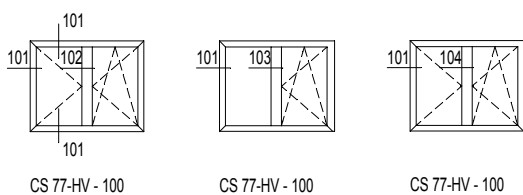
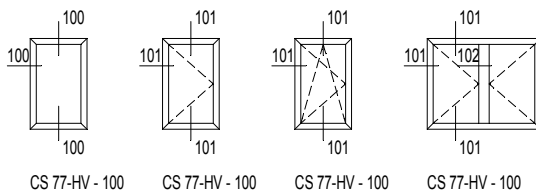


CS77-082002.dxf
 CS77-082002.dwg

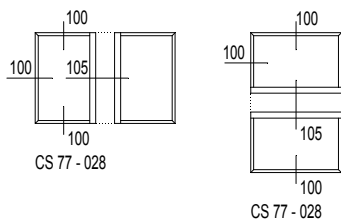


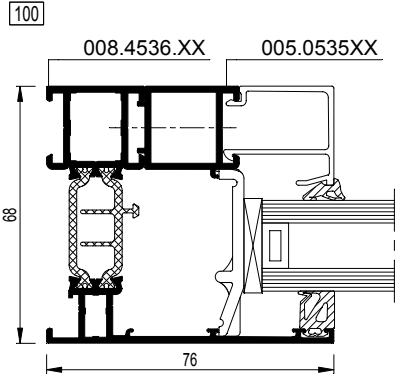
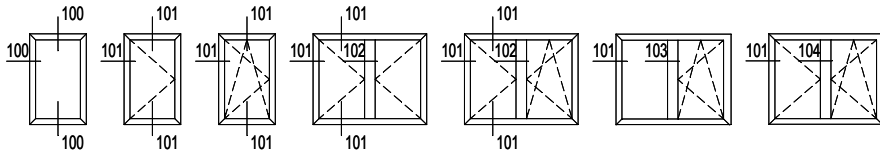
CS 77 Hidden Vent (CS 77-HV)

Eléments fixes / ouvrants

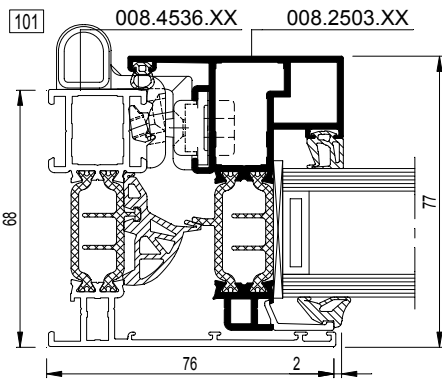


Dilatation

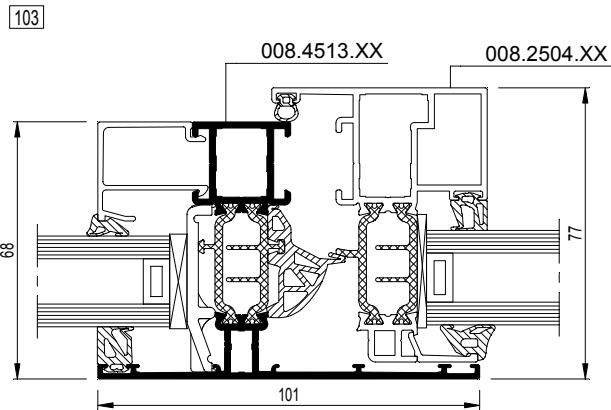
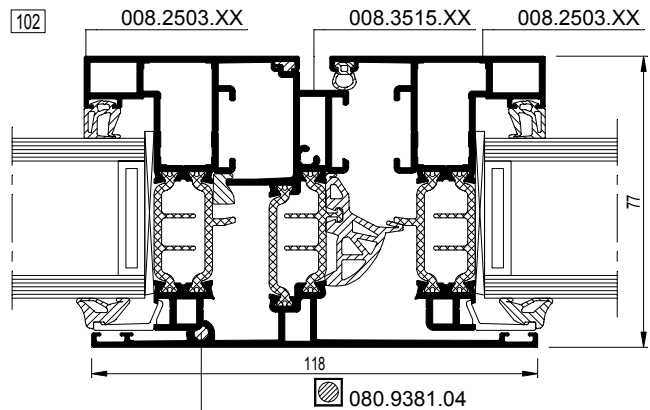




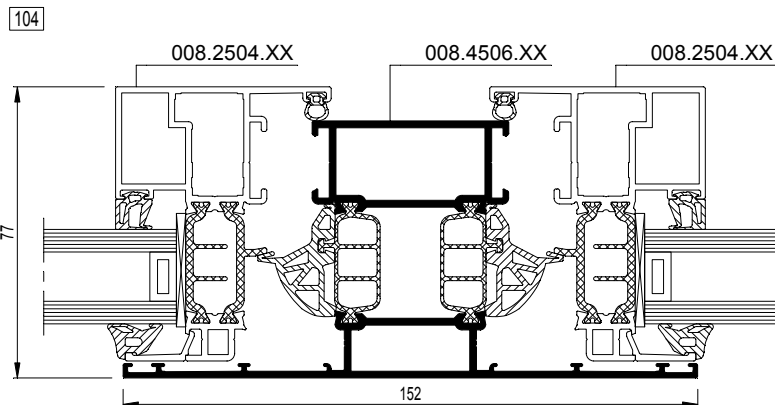
☞dxf
dwg



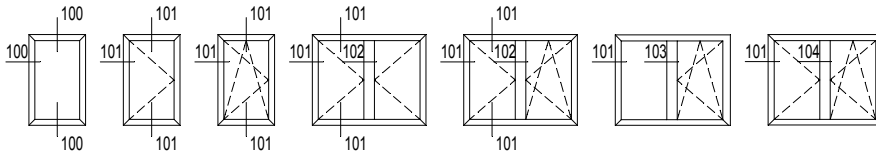
☞dxf
dwg



☞dxf
dwg

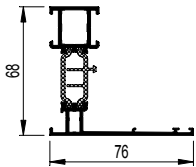


☞dxf
dwg



008.4536.XX

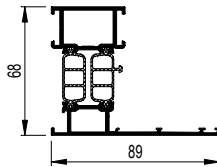
lx = 16.902 cm²



100 CS77-100001.dxf
 CS77-100001.dwg

008.4583.XX

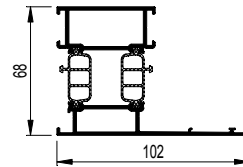
lx = 21.515 cm²



100 CS77-100003.dxf
 CS77-100003.dwg

008.3525.XX

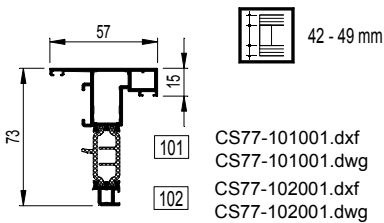
lx = 25.267 cm²



100 CS77-100004.dxf
 CS77-100004.dwg

008.2502.XX

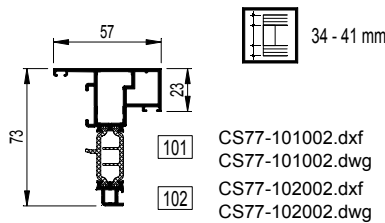
lx = 14.344 cm²



101 CS77-101001.dxf
 CS77-101001.dwg
 102 CS77-102001.dxf
 CS77-102001.dwg

008.2503.XX

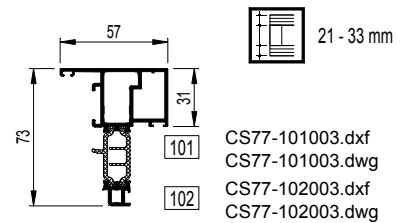
lx = 14.170 cm²



101 CS77-101002.dxf
 CS77-101002.dwg
 102 CS77-102002.dxf
 CS77-102002.dwg

008.2504.XX

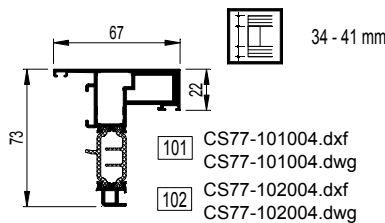
lx = 14.109 cm²



101 CS77-101003.dxf
 CS77-101003.dwg
 102 CS77-102003.dxf
 CS77-102003.dwg

008.2499.XX

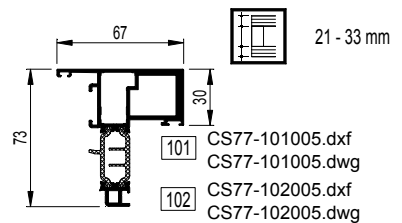
lx = 15.942 cm²



101 CS77-101004.dxf
 CS77-101004.dwg
 102 CS77-102004.dxf
 CS77-102004.dwg

008.2500.XX

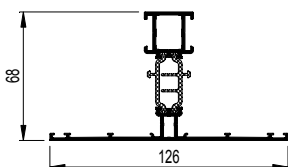
lx = 15.996 cm²



101 CS77-101005.dxf
 CS77-101005.dwg
 102 CS77-102005.dxf
 CS77-102005.dwg

008.4505.XX

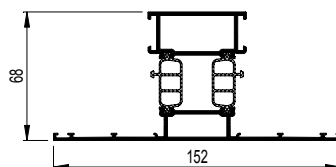
lx = 20.224 cm²



103 CS77-103001.dxf
 CS77-103001.dwg
 104 CS77-104001.dxf
 CS77-104001.dwg

008.4506.XX

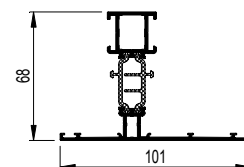
lx = 29.366 cm²



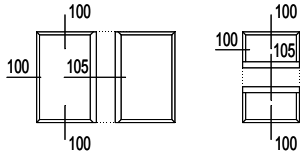
103 CS77-103002.dxf
 CS77-103002.dwg
 104 CS77-104002.dxf
 CS77-104002.dwg

008.4513.XX

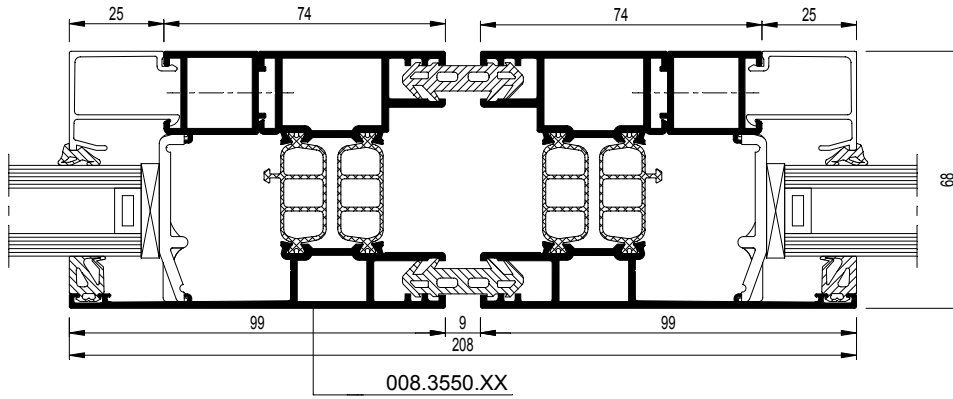
lx = 18.742 cm²



103 CS77-103003.dxf
 CS77-103003.dwg
 100 CS77-100002.dxf
 CS77-100002.dwg

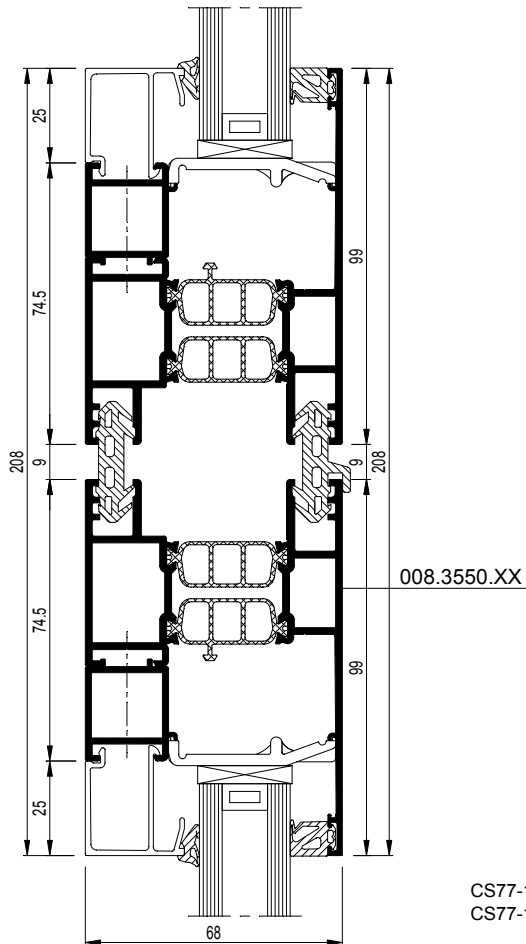


105



CS77-105001.dxf
 CS77-105001.dwg

105

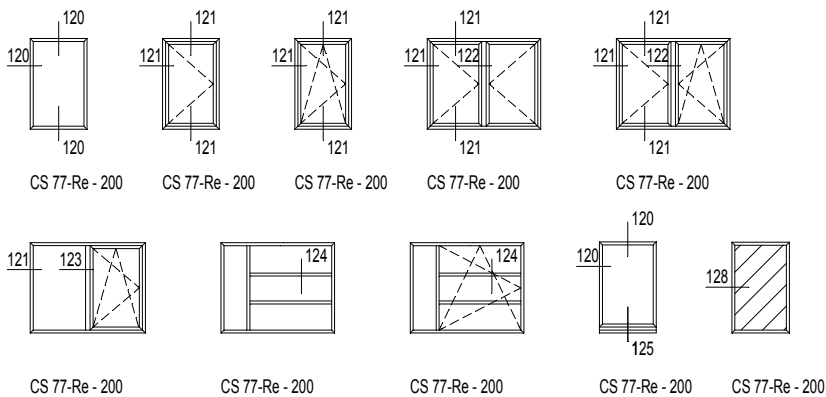


CS77-105002.dxf
 CS77-105002.dwg

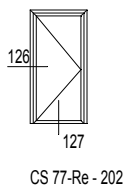


CS 77 Renaissance (CS 77-Re)

Eléments fixes / ouvrants

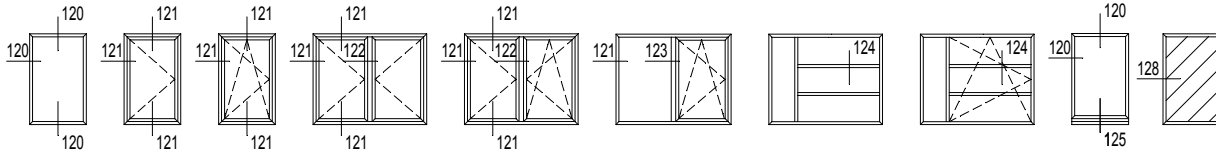


Portes ouvrant vers l'extérieur avec ouvrant serri tout autour



CS 77-Re

Vaste / opengaande elementen
 Eléments fixes / ouvrants
 Fixed / opening elements
 Feste / öffnende Elemente



120

008.3236.XX

... .dxf
... .dwg

128

008.3136.XX

030.0001.XX

CS77-128001.dxf
CS77-128001.dwg

121

008.3202.XX

... .dxf
... .dwg

122

080.9382.04

080.9381.04

008.3115.XX

080.9381.04

+ 001.0215.XX

123

008.3213.XX

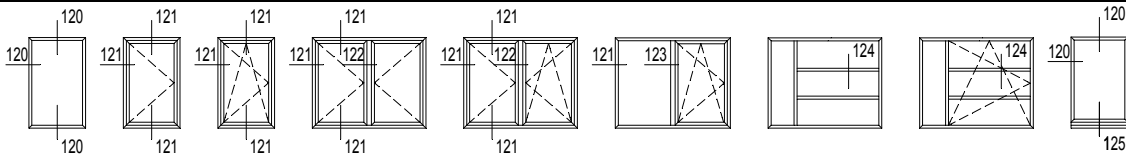
... .dxf
... .dwg

124

030.0050.XX

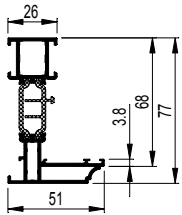
030.0051.XX

CS77-124001.dxf
CS77-124001.dwg



008.3236.XX

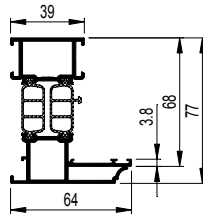
lx = 26.389 cm⁴



120 CS77-120001.dxf
 CS77-120001.dwg

008.3216.XX

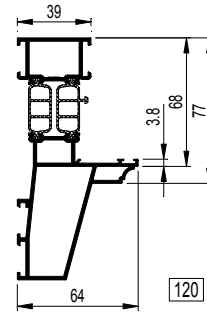
lx = 33.695 cm⁴



120 CS77-120002.dxf
 CS77-120002.dwg

008.3258.XX

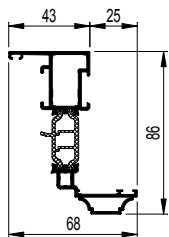
lx = 90.181 cm⁴



120 CS77-120003.dxf
 CS77-120003.dwg

008.3202.XX

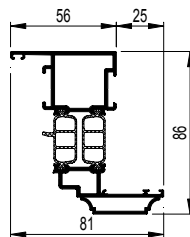
lx = 32.637 cm⁴



121 CS77-121001.dxf
 CS77-121001.dwg
 122 CS77-122001.dxf
 CS77-122001.dwg

008.3292.XX

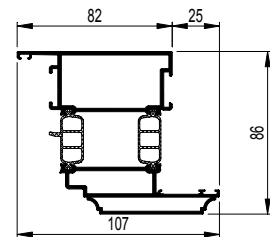
lx = 43.897 cm⁴



121 CS77-121002.dxf
 CS77-121002.dwg
 122 CS77-122002.dxf
 CS77-122002.dwg

008.3221.XX

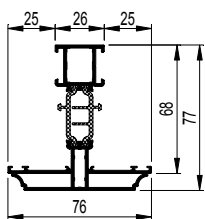
lx = 60.818 cm⁴



121 CS77-121003.dxf
 CS77-121003.dwg
 122 CS77-122003.dxf
 CS77-122003.dwg

008.3213.XX

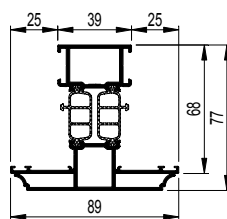
lx = 30.464 cm⁴



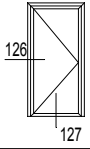
123 CS77-123001.dxf
 CS77-123001.dwg

008.3220.XX

lx = 38.438 cm⁴



123 CS77-123002.dxf
 CS77-123002.dwg



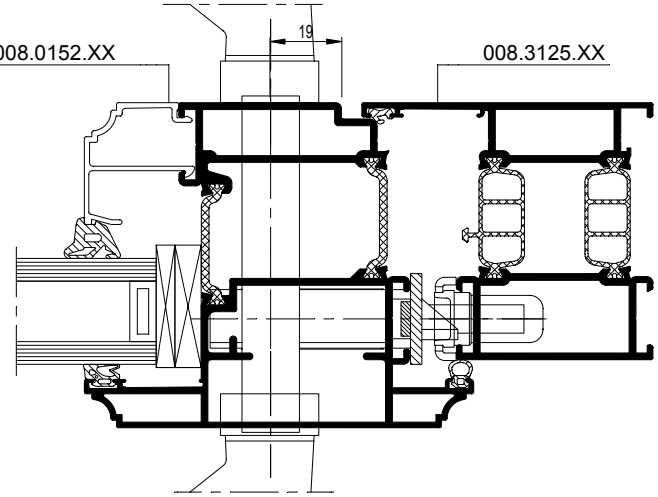
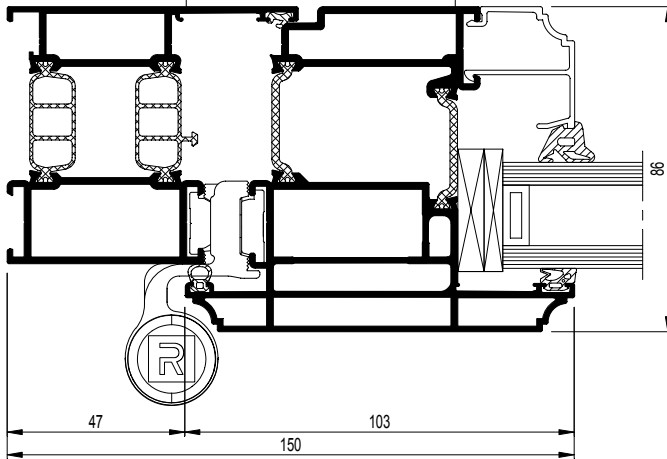
126

008.3125.XX

008.0152.XX

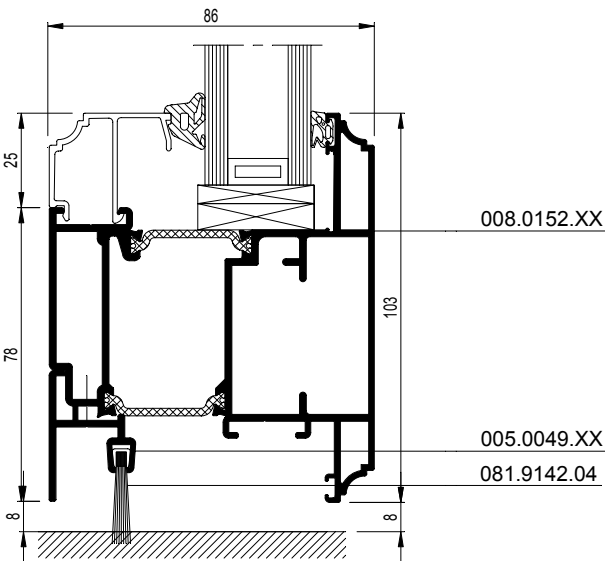
008.0152.XX

008.3125.XX



CS77-126001.dxf
 CS77-126001.dwg

127

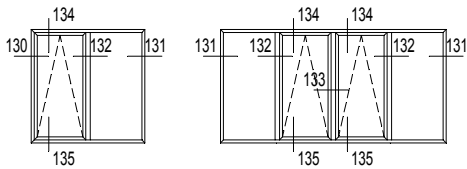


CS77-127001.dxf
 CS77-127001.dwg



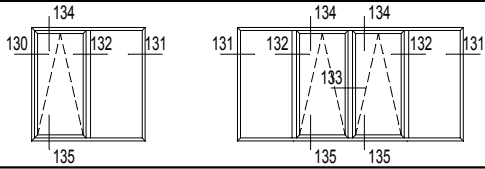
CS 77 Front (CS 77-Fr)

Porte coulissante-battante

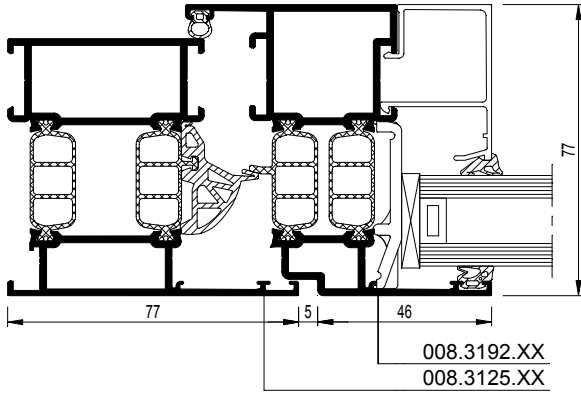


CS 77-Fr - 250
CS 77-Fr - 251

CS 77-Fr - 250
CS 77-Fr - 251

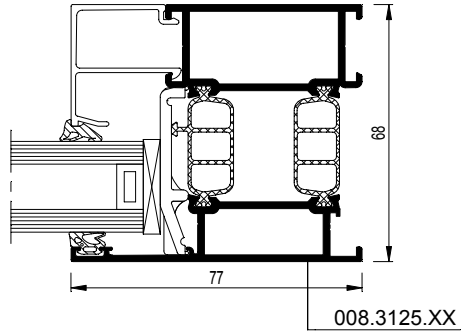


130 11



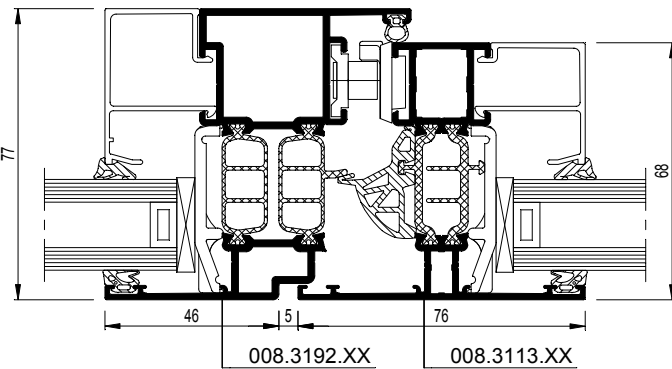
CS77-130001.dxf
 CS77-130001.dwg

131 1



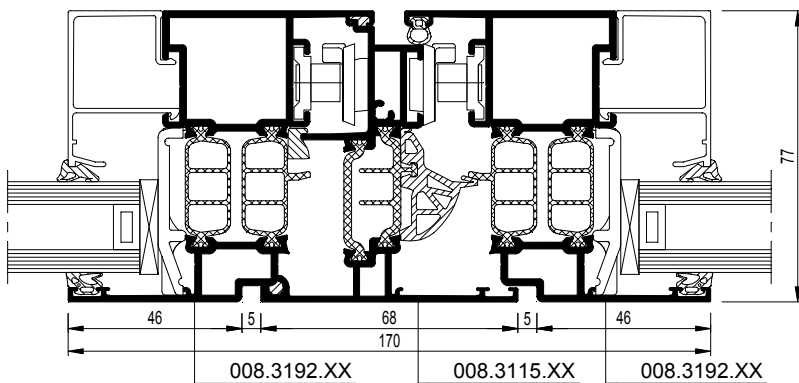
CS77-131001.dxf
 CS77-131001.dwg

132 21

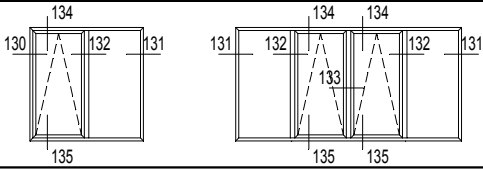


CS77-132001.dxf
 CS77-132001.dwg

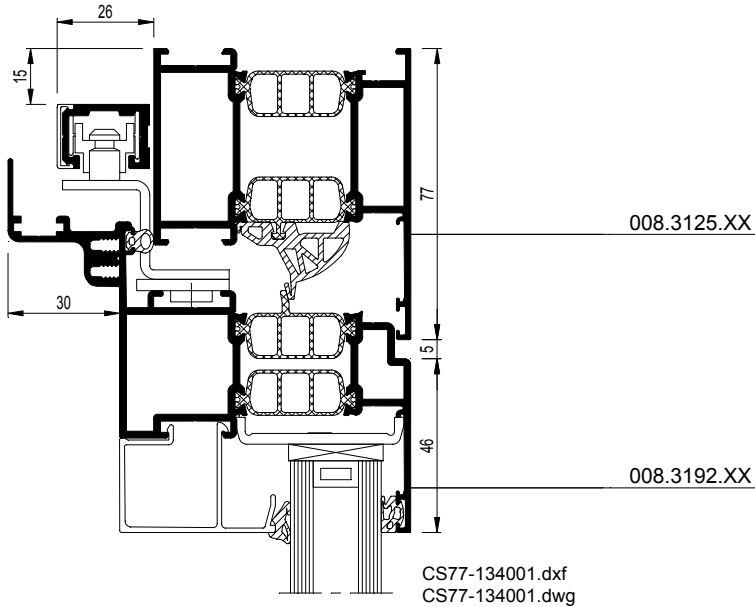
133 12



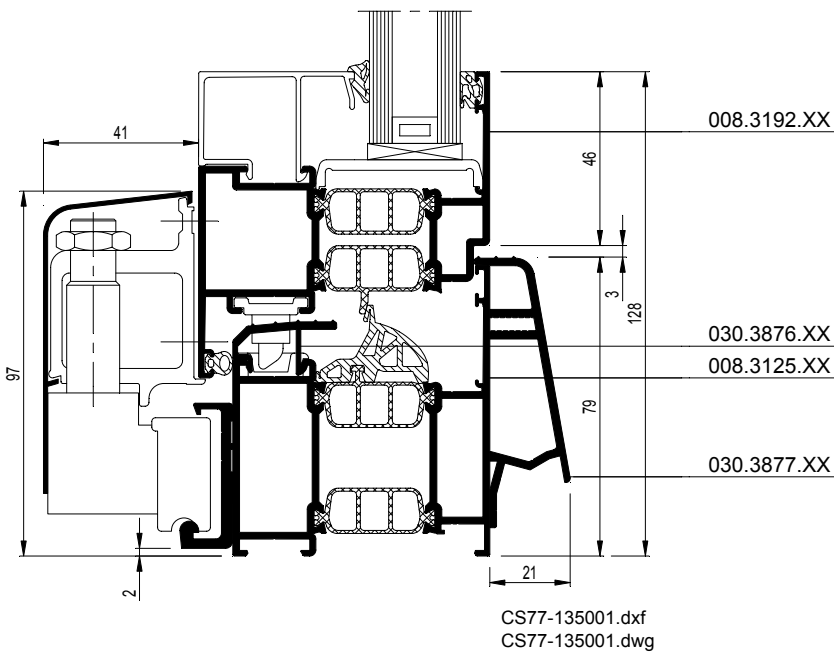
CS77-133001.dxf
 CS77-133001.dwg




134



135



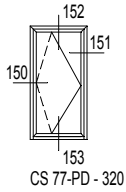


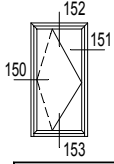


CS 77 Pivot Door (CS 77-PD)

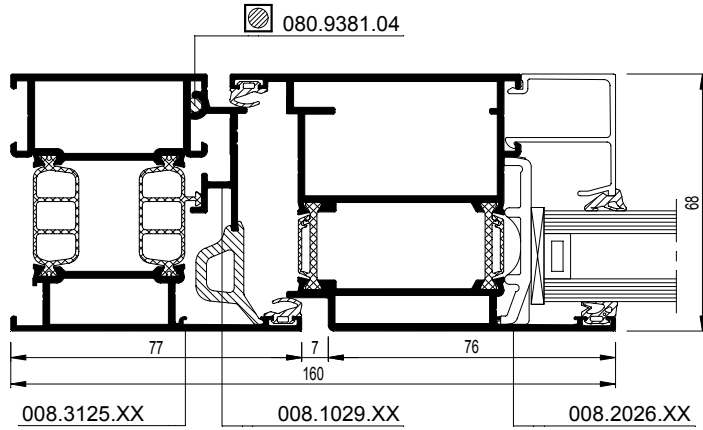
1 Portes

Porte pivotante



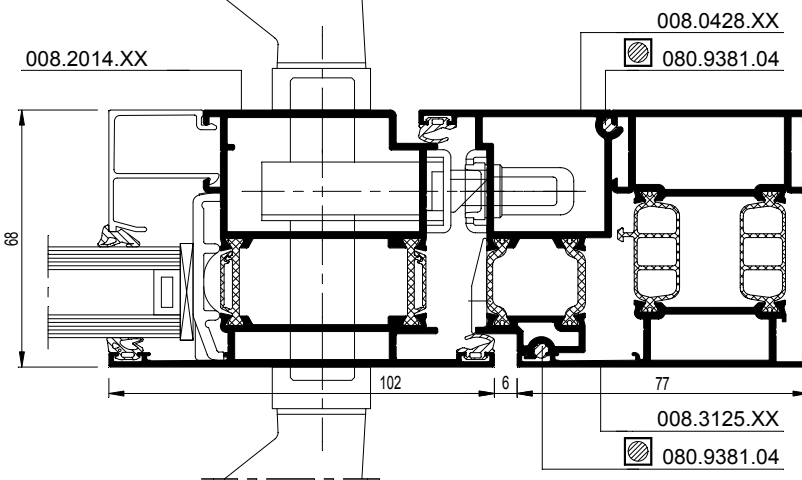


150



CS77-150001.dxf
 CS77-150001.dwg

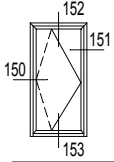
151



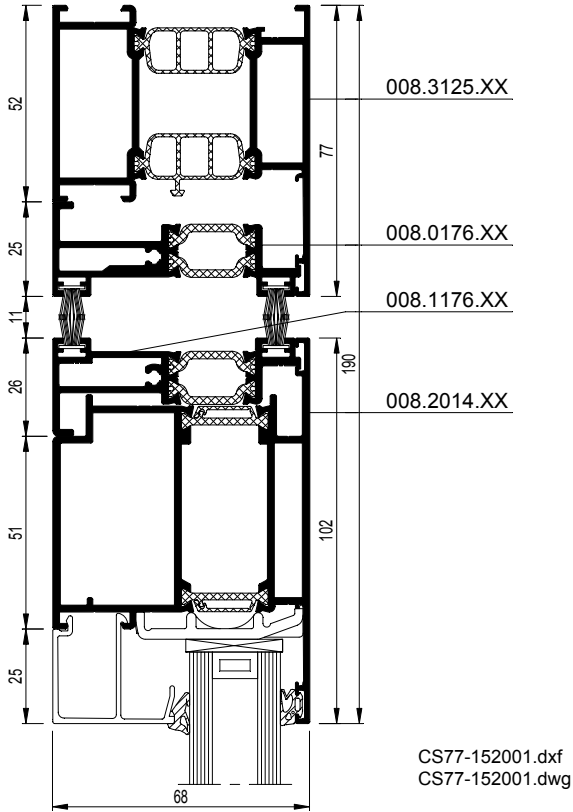
CS77-151001.dxf
 CS77-151001.dwg

CS 77-PD

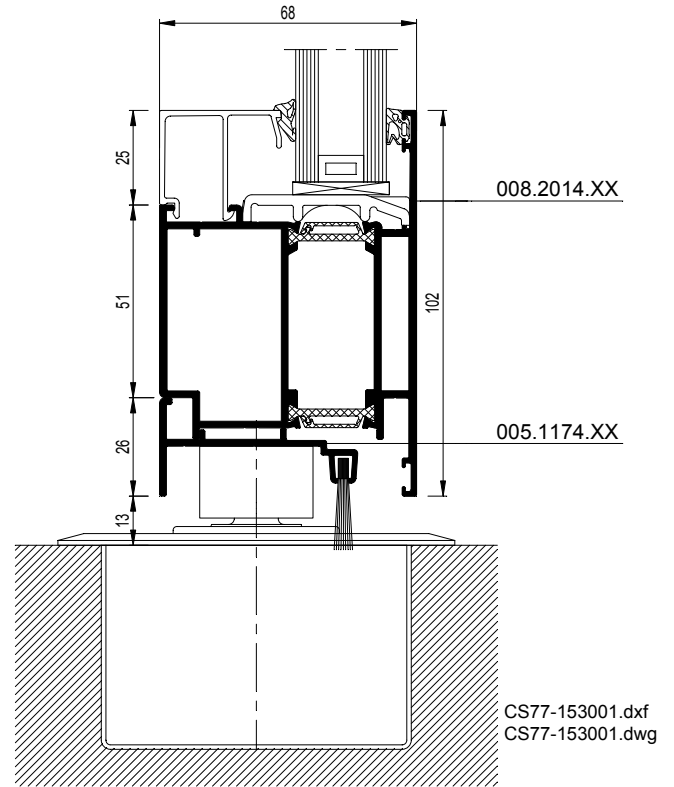
Deuren - Pivotdeur
Portes - Porte pivotante
Doors - Pivot door
Türen - Schwingtür




152



153

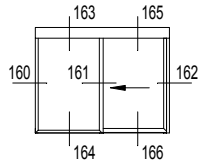




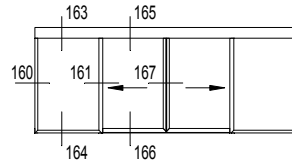


CS 77 Automatic Sliding Door (CS 77-AD)

Porte coulissante automatique



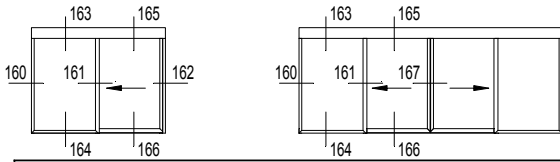
CS 77-AD - 340



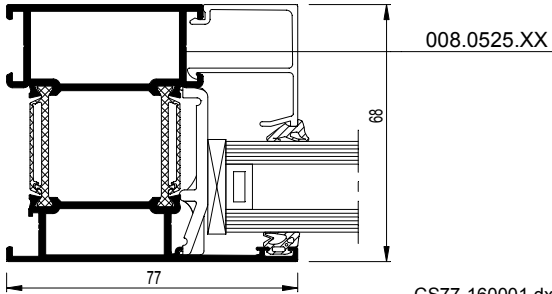
CS 77-AD - 340

CS 77-AD

Automatische schuifdeuren
 Portes coulissantes automatiques
 Automatic sliding door
 Automatische Schiebetüren

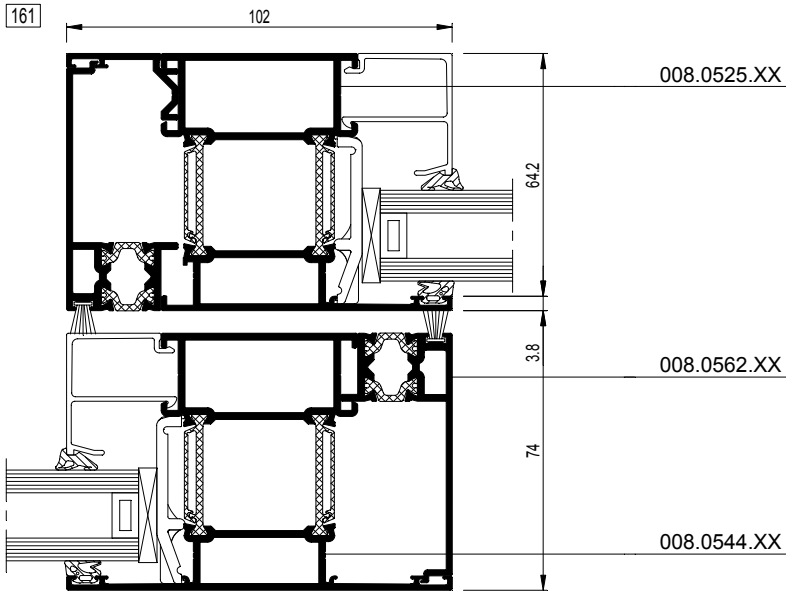


160



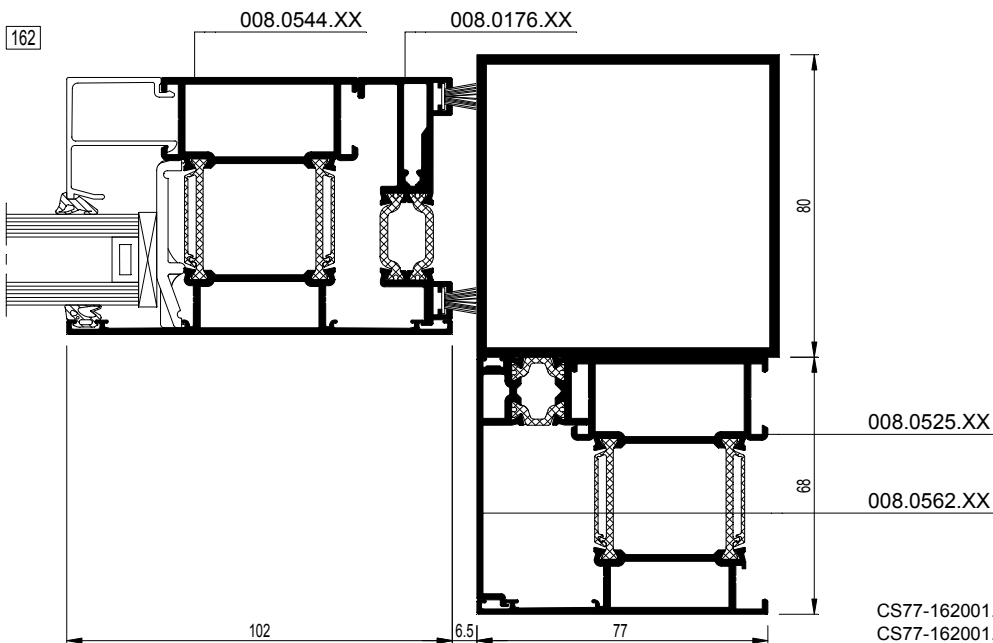
CS77-160001.dxf
 CS77-160001.dwg

161

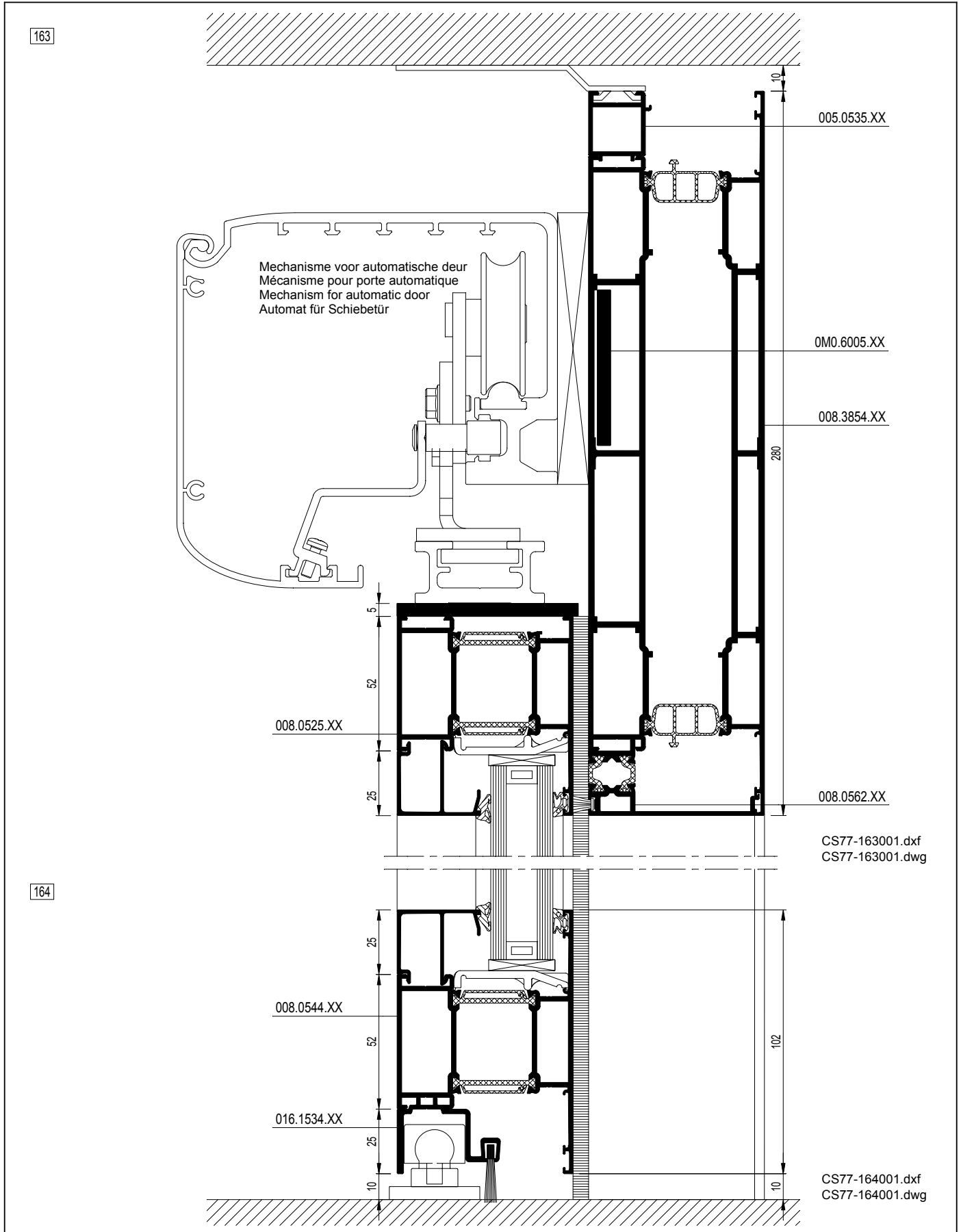
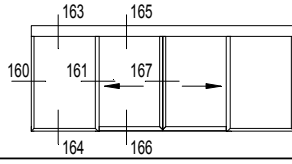
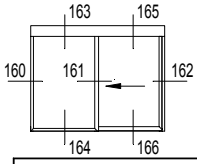


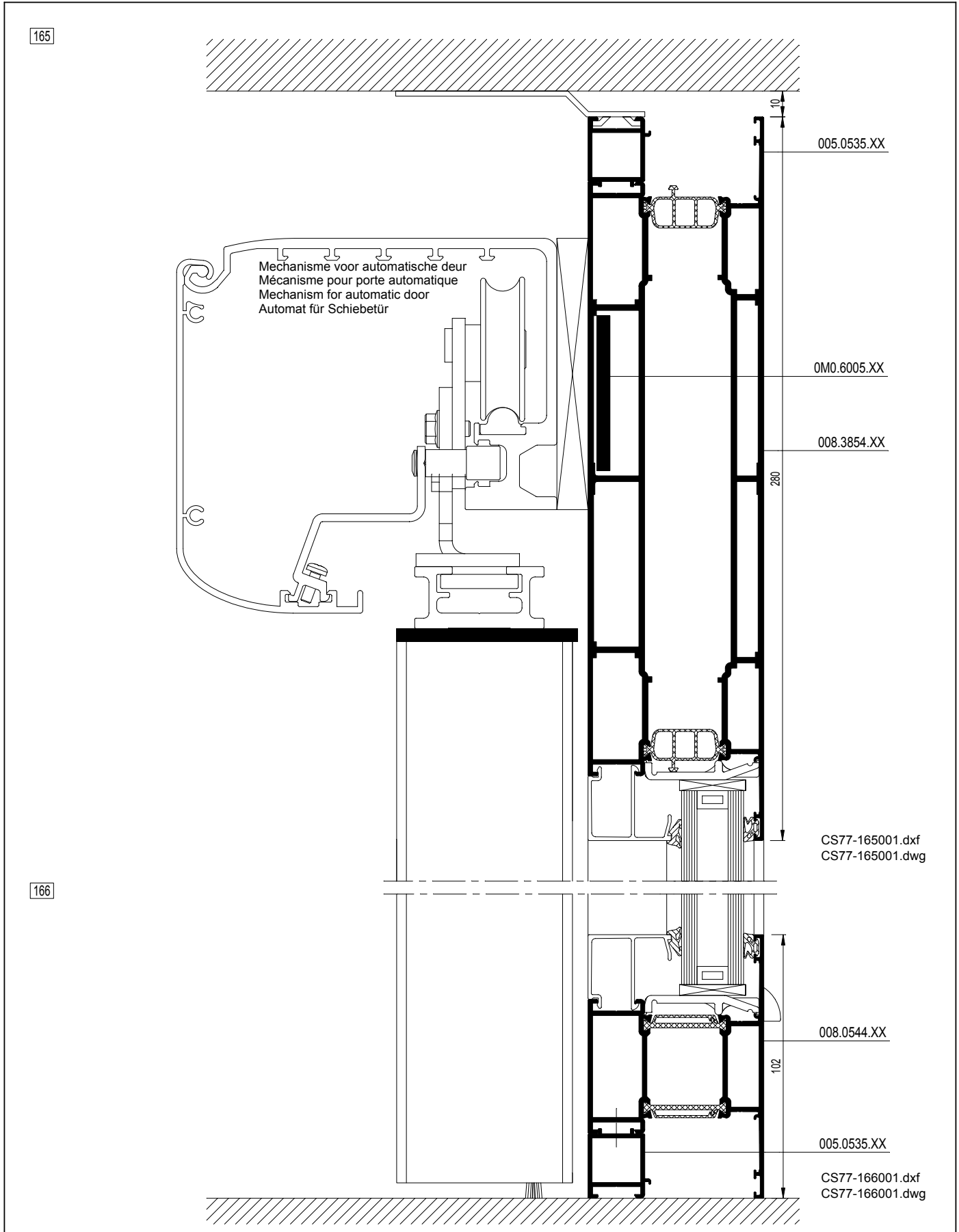
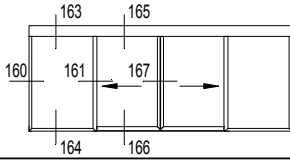
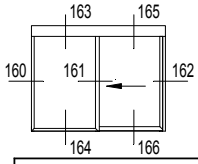
CS77-161001.dxf
 CS77-161001.dwg

162



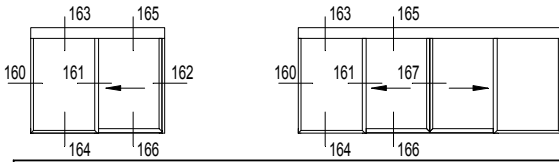
CS77-162001.dxf
 CS77-162001.dwg



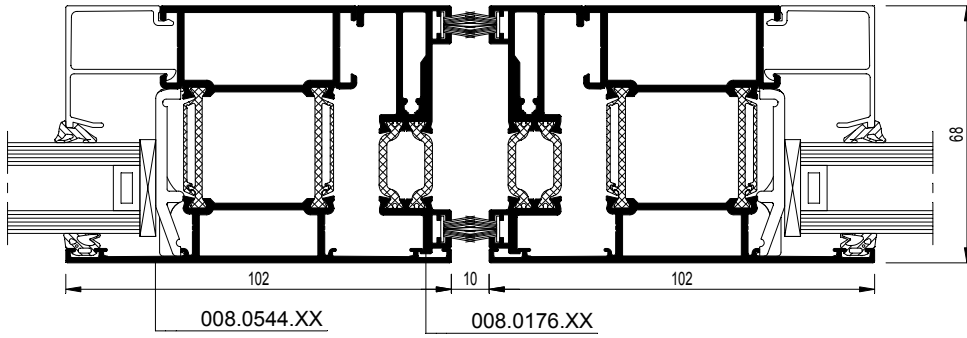


CS 77-AD

Automatische schuifdeuren
Portes coulissantes automatiques
Automatic sliding door
Automatische Schiebetüren



167



CS77-167001.dxf
CS77-167001.dwg



CS 77 Bullet Proof (CS 68-BP)

Aperçu rapports d'essai



FB4

CS 77-BP - 400



FSG

CS 77-BP - 400



FB6

CS 77-BP - 401



KALASHNIKOV

CS 77-BP - 401

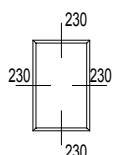
Specifications vitrage tendé

CS 77-BP - 403

Fenêtres

1 Eléments fixes

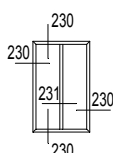
Dormants



CS 77-BP - 406

2 Eléments composés

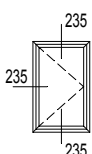
Traverse



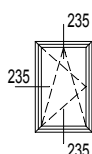
CS 77-BP - 407

3 Eléments ouvrants

Fenêtres ouvrant vers l'intérieur



CS 77-BP - 408



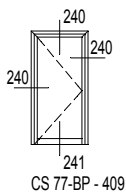
CS 77-BP - 409



Portes

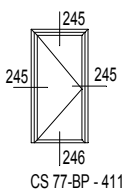
4 Portes ouvrant vers l'intérieur

Portes ouvrant vers l'intérieur



5 Portes ouvrant vers l'extérieur

Portes ouvrant vers l'extérieur



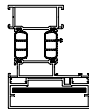
TEST CENTER



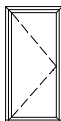
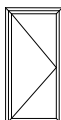
TNO-DELFT (Nederland/Les Pays-Bas/die Niederlanden/The Netherlands)
KMS-BRUSSEL (België/La Belgique/Belgien/Belgium)

CLASS

FB4

CALIBER : .357 MAGNUM
.44 REM. MAGNUM

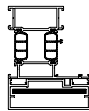




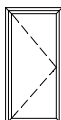
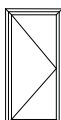
TYPE OF ELEMENT	STANDARD	REPORT NUMBER	CERT. DIMENSIONS	RESULTS
	EN 1522/EN 1523	040546-03/17-06/17	ELEMENT : - GLASS : BR4 - 43 mm	APPROVED
	EN 1522/EN 1523	040546-03/17-06/17	ELEMENT : - GLASS : BR4 - 43 mm	APPROVED
	EN 1522/EN 1523	05BP55-58	ELEMENT : - GLASS : BR4 - 43 mm	APPROVED
	EN 1522/EN 1523	040553-07/14-11/17	ELEMENT : - GLASS : BR4 - 43 mm	APPROVED

CLASS

FSG

CALIBER : 12/70



TYPE OF ELEMENT	STANDARD	REPORT NUMBER	CERT. DIMENSIONS	RESULTS
	EN 1522/EN 1523	04BP2077	ELEMENT : - GLASS : SG2 - 47 mm	APPROVED
	EN 1522/EN 1523	04BP2078	ELEMENT : - GLASS : SG2 - 47 mm	APPROVED
	EN 1522/EN 1523	04BP2083	ELEMENT : - GLASS : SG2 - 47 mm	APPROVED
	EN 1522/EN 1523	04BP2080	ELEMENT : - GLASS : SG2 - 47 mm	APPROVED

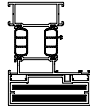
TEST CENTER



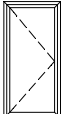
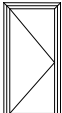
TNO-DELFT (Nederland/Les Pays-Bas/die Niederlanden/The Netherlands)
KMS-BRUSSEL (België/La Belgique/Belgien/Belgium)

CLASS

FB6

CALIBER : 5.56x45
7.62x51

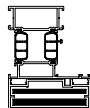




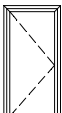
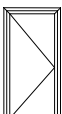
TYPE OF ELEMENT	STANDARD	REPORT NUMBER	CERT. DIMENSIONS	RESULTS
	EN 1522/EN 1523	04BP2073-74	ELEMENT : - GLASS : BR6 - 47 mm	APPROVED
	EN 1522/EN 1523	04BP2071-75	ELEMENT : - GLASS : BR6 - 47 mm	APPROVED
	EN 1522/EN 1523	04BP2072-85	ELEMENT : - GLASS : BR6 - 47 mm	APPROVED
	EN 1522/EN 1523	05BP59-60	ELEMENT : - GLASS : BR6 - 47 mm	APPROVED


CLASS

KALASHNIKOV

CALIBER : 7.62x39

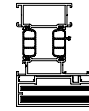
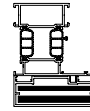
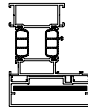
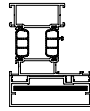


TYPE OF ELEMENT	STANDARD	REPORT NUMBER	CERT. DIMENSIONS	RESULTS
	EN 1522/EN 1523	04BP2079	ELEMENT : - GLASS : BR6 - 47 mm	APPROVED
	EN 1522/EN 1523	04BP2084	ELEMENT : - GLASS : BR6 - 47 mm	APPROVED
	EN 1522/EN 1523	04BP2076	ELEMENT : - GLASS : BR6 - 47 mm	APPROVED
	EN 1522/EN 1523	040553-04/14	ELEMENT : - GLASS : BR6 - 47 mm	APPROVED



TEST CENTER

TNO-DELFT (Nederland/Les Pays-Bas/die Niederlanden/The Netherlands)
 KMS-BRUSSEL (België/La Belgique/Belgien/Belgium)



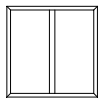
TYPE OF ELEMENT

FB4

FSG

FB6

Kalashnikov

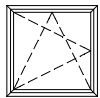










BR4

SG2

BR6

BR6

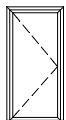

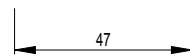








BR4

SG2

BR6

BR6

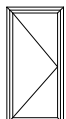










BR4

SG2

BR6

BR6


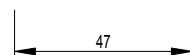








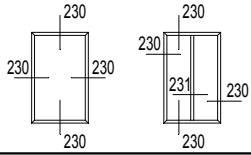
BR4

SG2

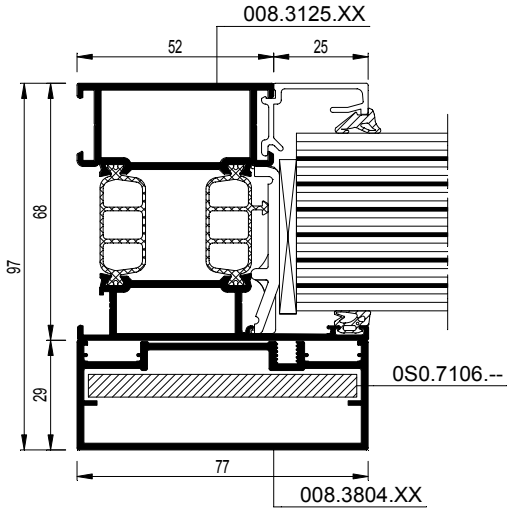
BR6

BR6



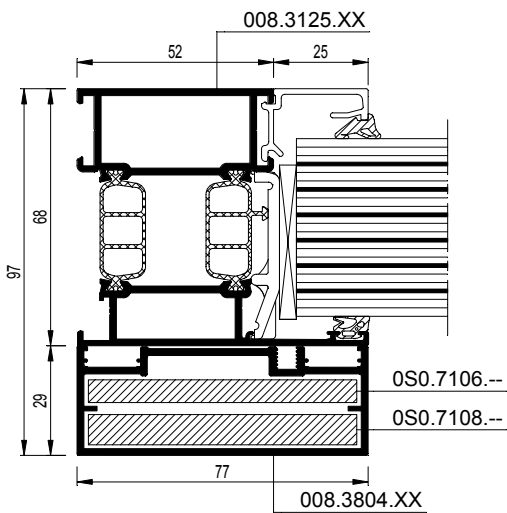


230 KLASSE FB4 & FSG
 CLASSE FB4 & FSG
 CLASS FB4 & FSG
 KLASSE FB4 & FSG

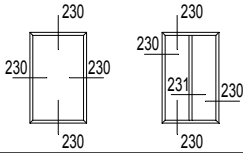


CS77-230001.dxf
 CS77-230001.dwg

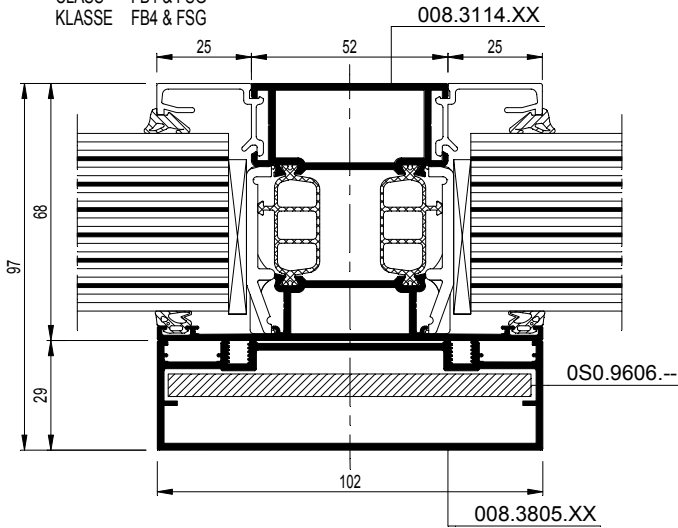
230 KLASSE FB6 & Kalashnikov
 CLASSE FB6 & Kalashnikov
 CLASS FB6 & Kalashnikov
 KLASSE FB6 & Kalashnikov



CS77-230002.dxf
 CS77-230002.dwg

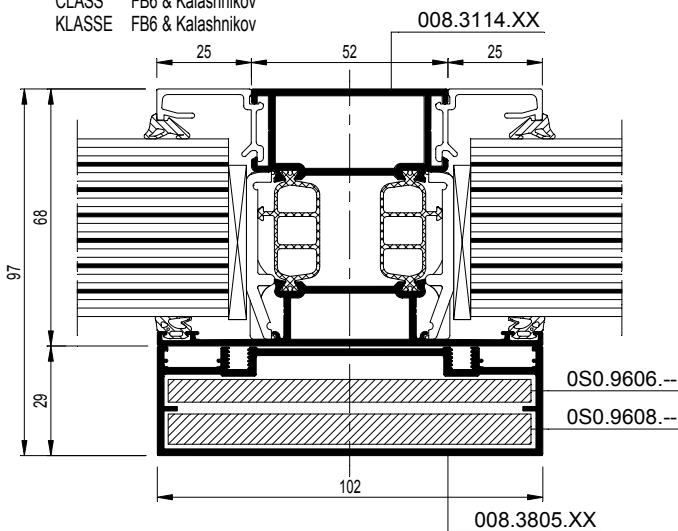


231 KLASSE FB4 & FSG
 CLASSE FB4 & FSG
 CLASS FB4 & FSG
 KLASSE FB4 & FSG

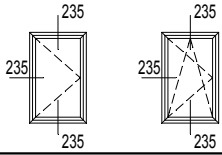


CS77-231001.dxf
 CS77-231001.dwg

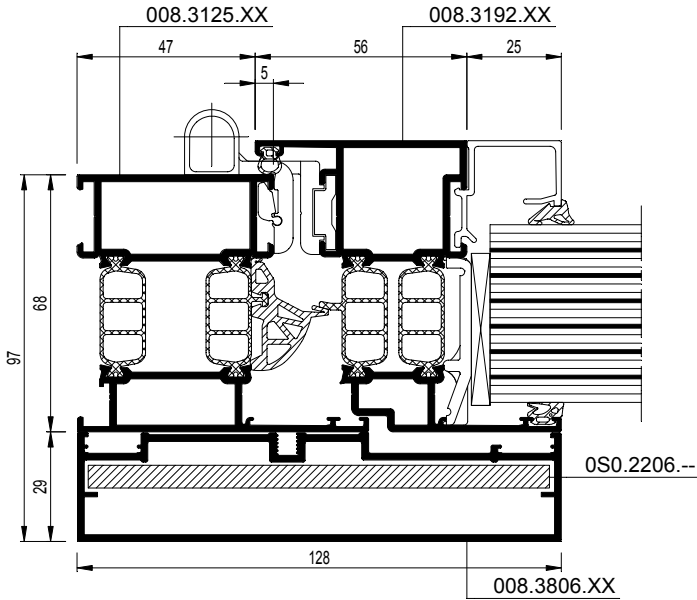
231 KLASSE FB6 & Kalashnikov
 CLASSE FB6 & Kalashnikov
 CLASS FB6 & Kalashnikov
 KLASSE FB6 & Kalashnikov



CS77-231002.dxf
 CS77-231002.dwg

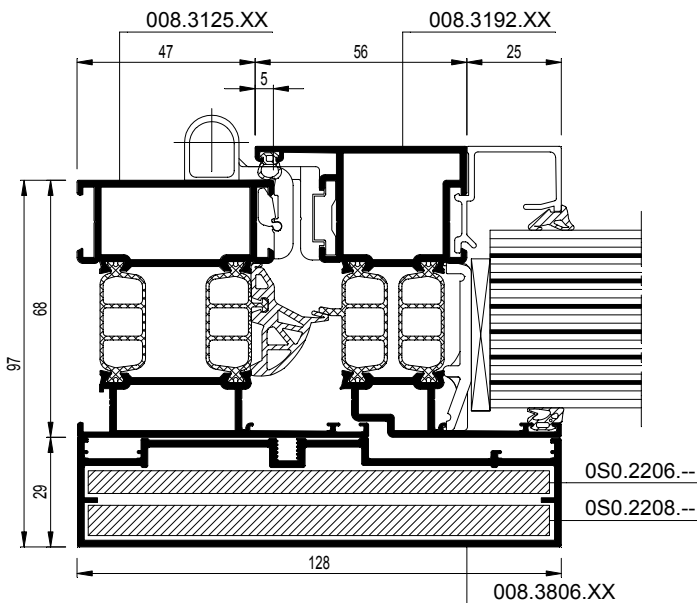


235 KLASSE FB4 & FSG
 CLASSE FB4 & FSG
 CLASS FB4 & FSG
 KLASSE FB4 & FSG

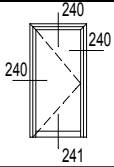


CS77-235001.dxf
 CS77-235001.dwg

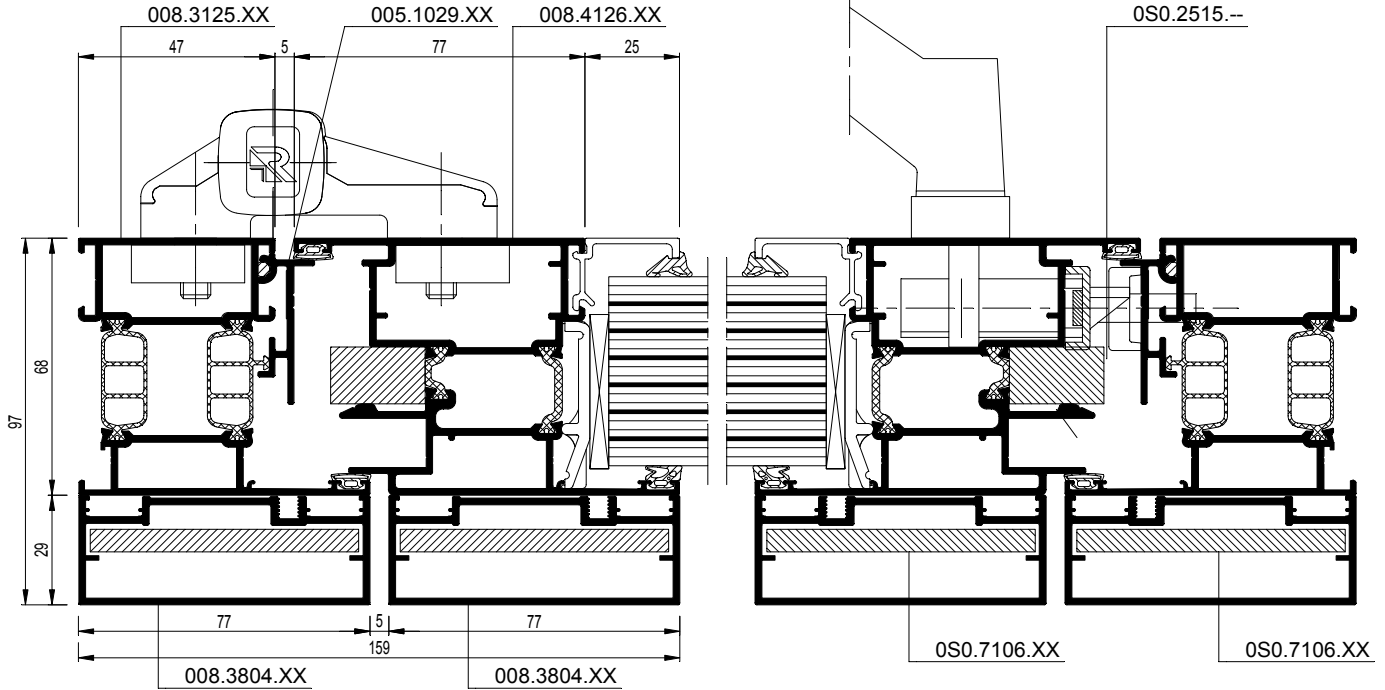
235 KLASSE FB6 & Kalashnikov
 CLASSE FB6 & Kalashnikov
 CLASS FB6 & Kalashnikov
 KLASSE FB6 & Kalashnikov



CS77-235002.dxf
 CS77-235002.dwg

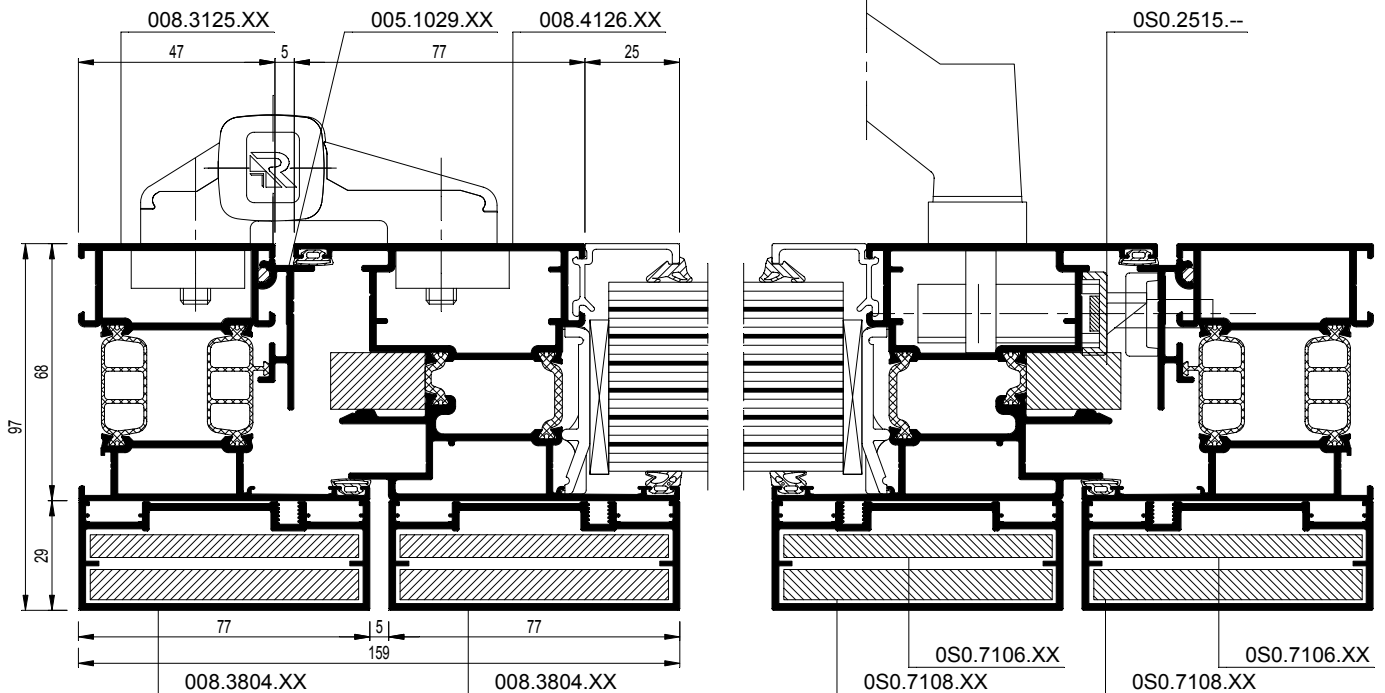


240 KLASSE FB4 & FSG
 CLASSE FB4 & FSG
 CLASS FB4 & FSG
 KLASSE FB4 & FSG

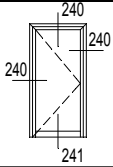


CS77-240001.dxf
 CS77-240001.dwg

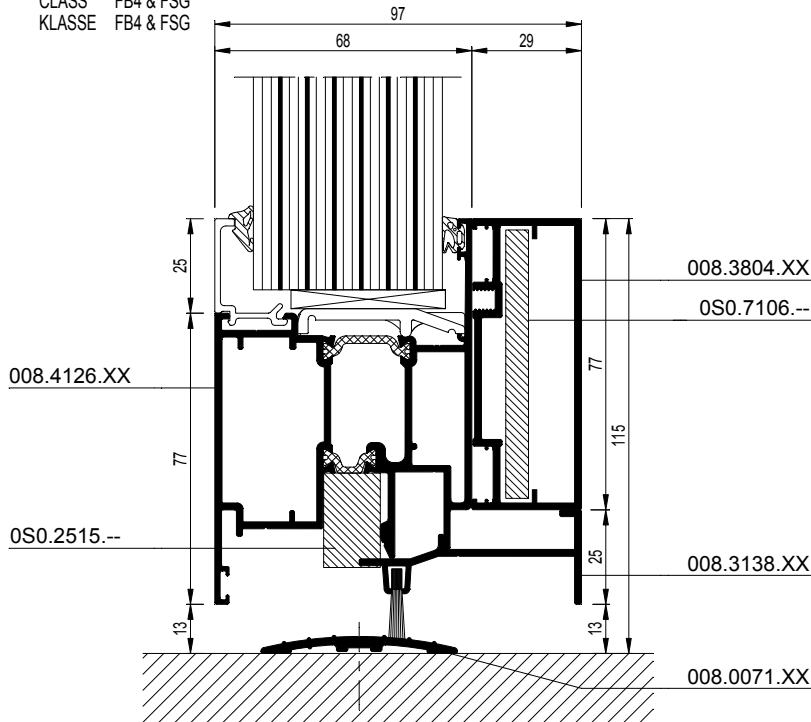
240 KLASSE FB6 & Kalashnikov
 CLASSE FB6 & Kalashnikov
 CLASS FB6 & Kalashnikov
 KLASSE FB6 & Kalashnikov



CS77-240002.dxf
 CS77-240002.dwg

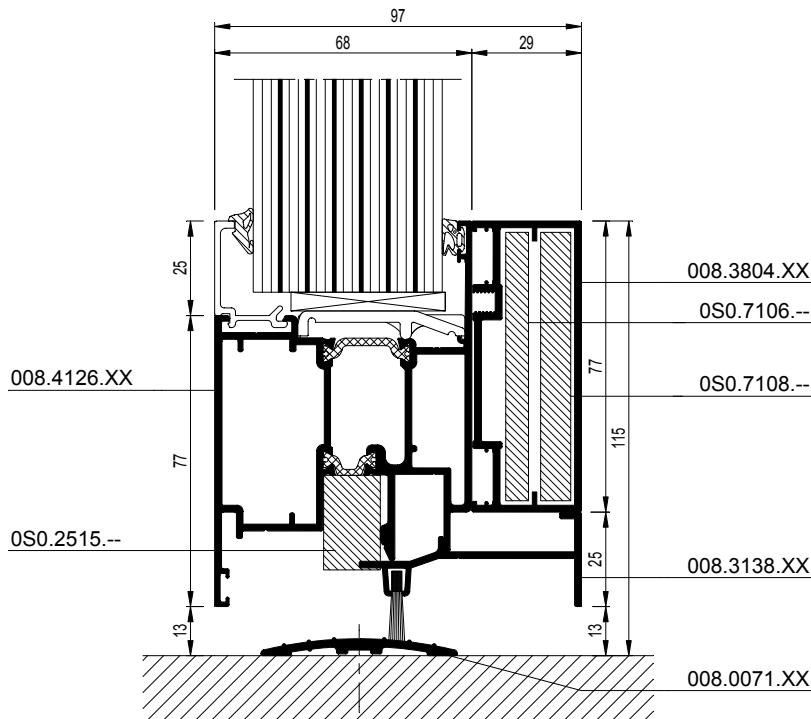


241 KLASSE FB4 & FSG
 CLASSE FB4 & FSG
 CLASS FB4 & FSG
 KLASSE FB4 & FSG

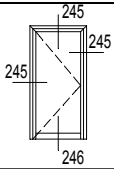


CS77-241001.dxf
 CS77-241001.dwg

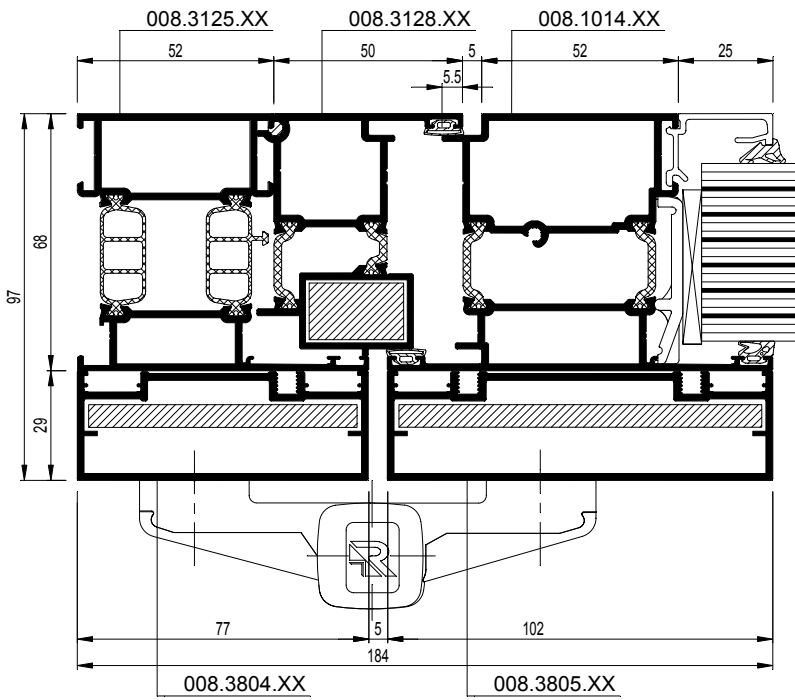
241 KLASSE FB6 & Kalashnikov
 CLASSE FB6 & Kalashnikov
 CLASS FB6 & Kalashnikov
 KLASSE FB6 & Kalashnikov



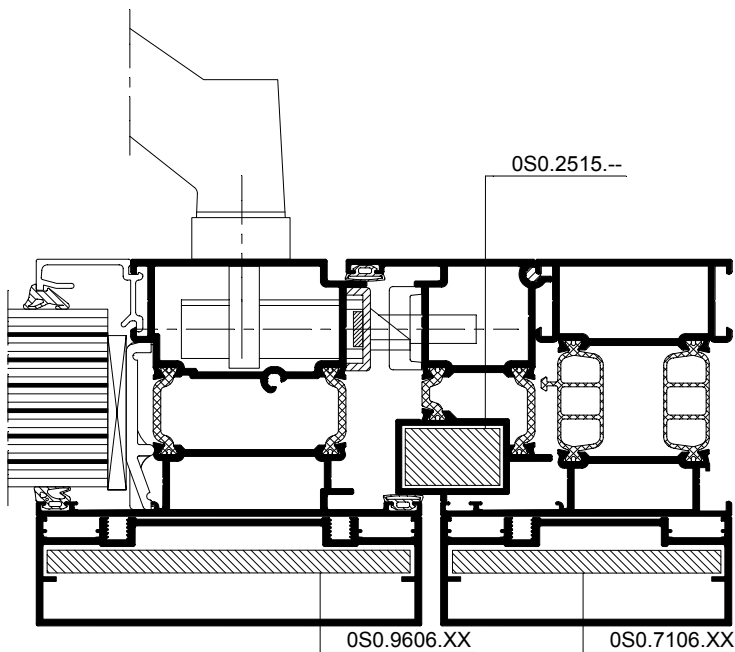
CS77-241002.dxf
 CS77-241002.dwg



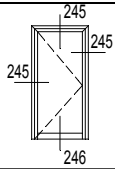
245 KLASSE FB4 & FSG
 CLASSE FB4 & FSG
 CLASS FB4 & FSG
 KLASSE FB4 & FSG



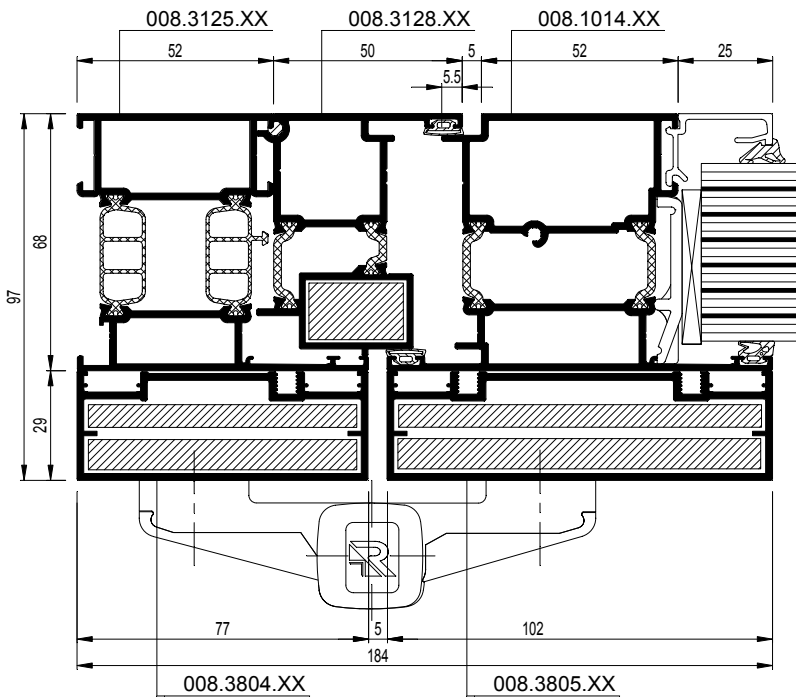
CS77-245001.dxf
 CS77-245001.dwg



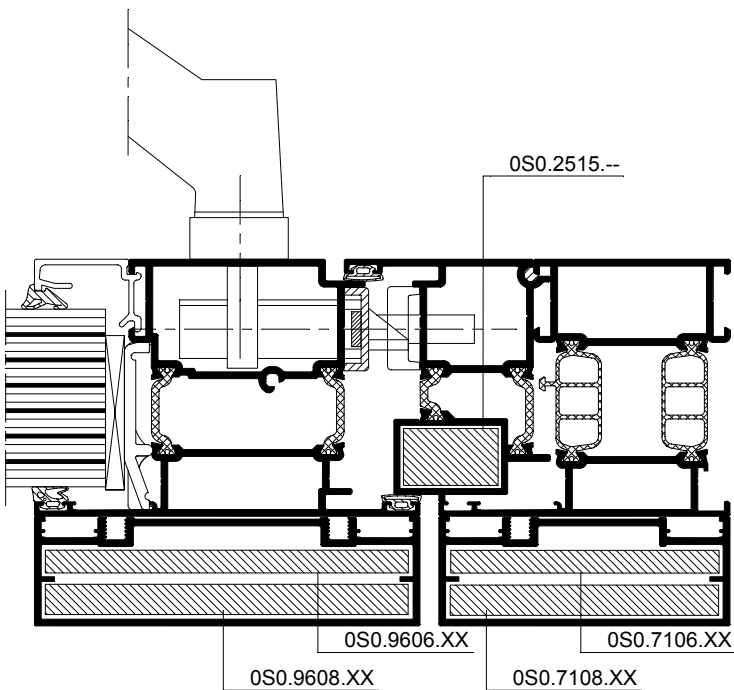
CS77-245001.dxf
 CS77-245001.dwg



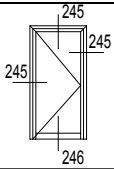
245 KLASSE FB4 & FSG
 CLASSE FB4 & FSG
 CLASS FB4 & FSG
 KLASSE FB4 & FSG



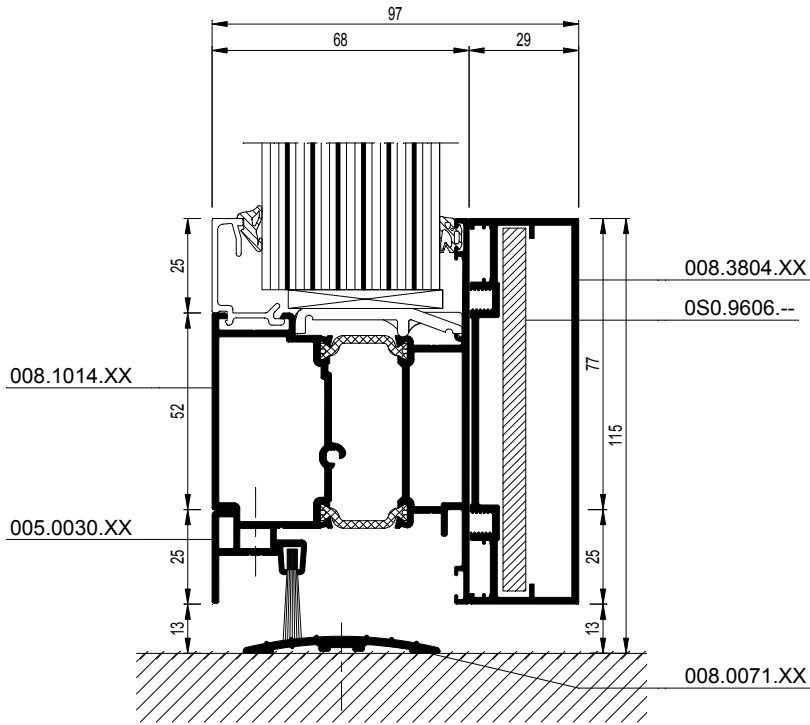
CS77-245002.dxf
 CS77-245002.dwg



CS77-245002.dxf
 CS77-245002.dwg

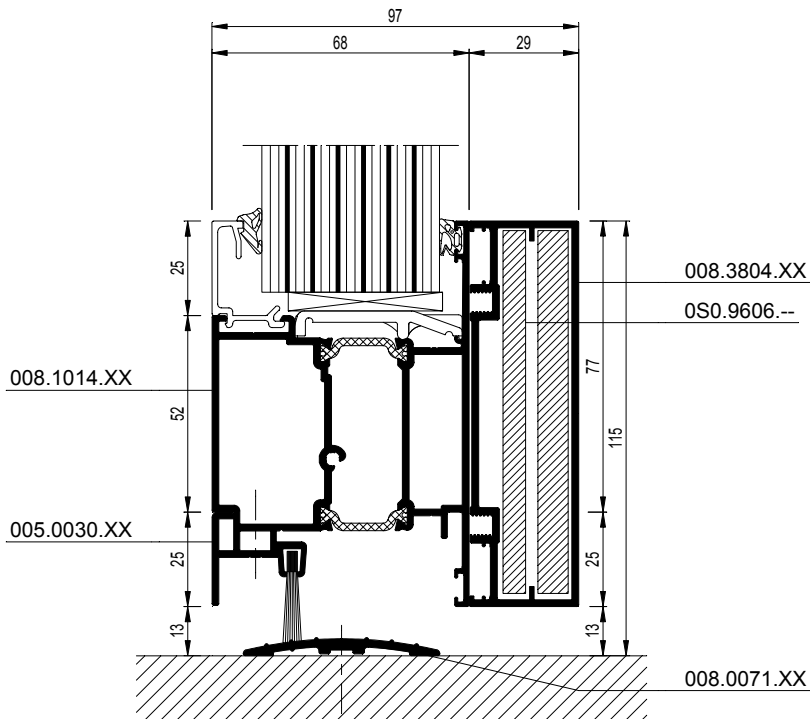


246 KLASSE FB4 & FSG
 CLASSE FB4 & FSG
 CLASS FB4 & FSG
 KLASSE FB4 & FSG




CS77-246001.dxf
 CS77-245001.dwg

246 KLASSE FB6 & Kalashnikov
 CLASSE FB6 & Kalashnikov
 CLASS FB6 & Kalashnikov
 KLASSE FB6 & Kalashnikov



CS77-246002.dxf
 CS77-246002.dwg





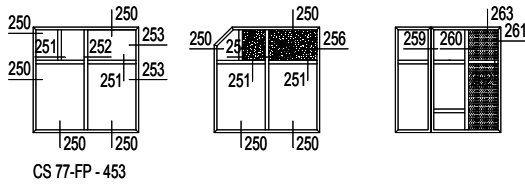
CS 77 Fire Proof EI 60 (CS 77-FP EI 60)

Aperçu rapports d'essai

CS 77-FP - 450

1 Eléments fixes

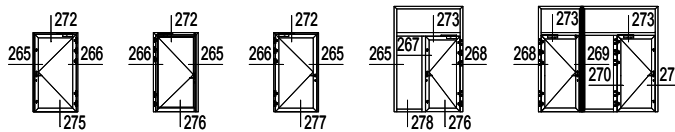
Fenêtre fixe composée



CS 77-FP - 453

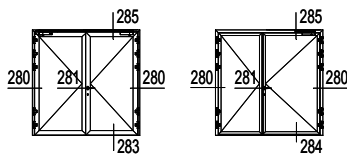
2 Eléments ouvrants

Porte ouvrant vers l'exterieur



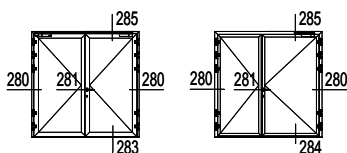
CS 77-FP - 453

Porte Z-T ouvrant vers l'exterieur



CS 77-FP - 462


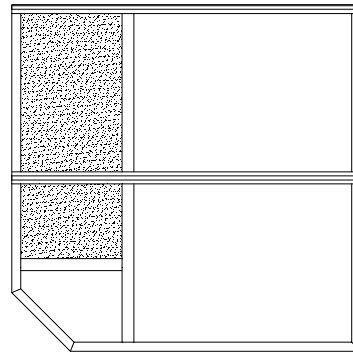
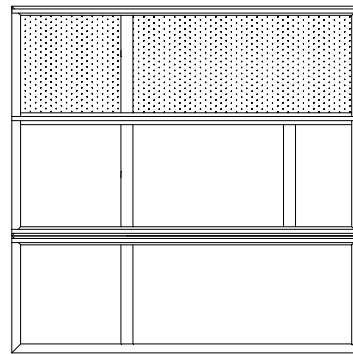
Porte de secours double ouvrant vers l'ext.



CS 77-FP - 464

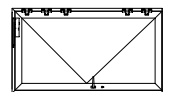
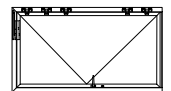
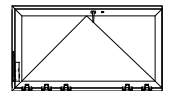
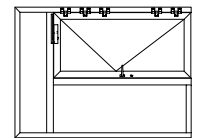
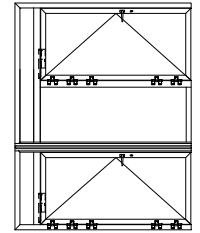
Fire classification following En 13501-2 glazed partitions : 2008- Efectis- R0933

CS 77-FP EI60 Test program REYNAERS ALUMINIUM NV		TEST 1 (60)	TEST 2 (60)	TEST 3 (60)
technical file	glazed partition	glazed partition	glazed partition	glazed partition
fire side - glazing beads	SAM07-1412_EFEC	TF080604-DB-REYNAERS	TF080709-DB-REYNAERS	TF080709-DB-REYNAERS
dimension outer frame B x H (mm)	2960 x 2980	2960 x 2980	2960 x 2980	2960 x 2980
supporting construction	low density, concrete	low density, aerated concrete 675kg/m ³	high density, concrete	high density, concrete
fixation method	method A, anchors	method B, fisher plug SH8120RT and FUR screw 6.3 x 200mm and 6.3 x 150mm	method B, plugs	method B, plugs
test date	11/01/2008	4/06/2008	8/08/2008	8/08/2008
laboratory	EFFECTIS Netherlands	EFFECTIS Netherlands	EFFECTIS Netherlands	IFT Nürnberg
standard	EN 1364-1	EN 1364-1	EN 1364-1	EN 1364-1
result (time)	60min	62min 1, 69min E	60min E, 59min, EI EI60 ok for glass, not ok for panels	60min E, 59min, EI EI60 ok for glass, not ok for panels
test report nr	2008-Efectis-R0171Rev.1	2008-Efectis-R0648		271 36 177
class, Report nr	2008-Efectis-R0172	2008-Efectis-R0652		
fire resistant classification	E60-EI60-EW/60	E60-EI60-EW/60		
field of application	up to 3.00m height	up to 4.00m height		
Infill 1	PLKINGTON, Pyrostop 60/101, 23mm	PLKINGTON, Pyrostop 60/101, 23mm	AGC, pyrobel 60/25 EG, 45mm	AGC, pyrobel 60/25 EG, 45mm
Infill 2	1394 x 1907mm, 2.65m ²	652 x 904mm, 0.59m ²	886 x 894, 0.79m ²	886 x 894, 0.79m ²
Infill 3	1394 x 1907mm, 2.65m ²	1392x1900mm, 2.64m ²	AGC, pyrobel 60/25 EG, 45mm	AGC, pyrobel 60/25 EG, 45mm
Infill 4	654 x 907mm, 0.59m ²	1392x1900mm, 2.64m ²	PANEL PROMATECT H 25 + (2 X 2,5)	PANEL PROMATECT H 25 + (2 X 2,5)
Infill 5	680 x 907mm, 0.62m ²	IQ panel ECLIPS, type IQpr36, 44mm	AGC, pyrobel 60/25 EG, 45mm	AGC, pyrobel 60/25 EG, 45mm
Infill 6	1394 x 907mm, 1.26m ²	IQ panel ECLIPS, type IQpr36, 44mm	875 X 1914, 1.67m ²	875 X 1914, 1.67m ²
Infill 7			AGC, pyrobel 60/25 EG, 45mm	AGC, pyrobel 60/25 EG, 45mm
reinforcement profile configuration	YES, one side	YES, both sides	912 X 522, 0.48m ²	912 X 522, 0.48m ²
			886 X 1910, 1.69m ²	886 X 1910, 1.69m ²
			YES, both sides	YES, both sides



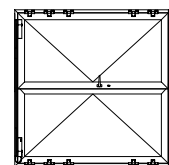
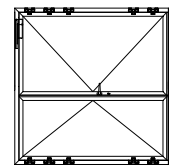


Fire classification following En 13501-2 doors : 2008- Efectis- R0934

	TEST 4.1 (60) single door	TEST 4.2 (60) single door	TEST 4.3 (60) single door	TEST 4.3 (60) combined single door	TEST 6 (60) 2 times Single leaf door
technical file opening	TF080515-DB-REYNAERS-EI60	TF080515-DB-REYNAERS-EI60	TF080901-DB-REYNAERS-EI60	TF070308_DB_Reynaers	TF080630-DB-REYNAERS
fire side	towards the fire	towards the fire	towards the fire	away from fire	towards the fire
dimension outer frame B x H (mm)	1396 x 2353	1396 x 2353	1396 x 2658mm	2000 x 2700	3474 x 2700mm
dimension door leaf B x H (mm)	1300 x 2300	1300 x 2300	1300 x 2600	1000 x 2100	1300 x 2300mm
total opening	1260 x 2285	1260 x 2285	1260 x 2590	960 x 2085	1260 x 2285mm
supporting construction	low density 150mm 675kg/m³	low density 150mm 675kg/m³	low density 150mm, 675kg/m³	flexible construction	low density 150mm
fixation method	method A, anchors	method A, anchors	method B, FUR 10x 160mm +FISHER plugs 10mm	method B, HECO screws	method B, FUHR screws
test date	26/11/2007	15/09/2008	10/9/2008	7/03/2008	30/06/2008
laboratory	EFFECTIS Netherlands	EFFECTIS Netherlands	EFFECTIS Netherlands	ITB Poland	EFFECTIS Netherlands
standard	EN 1634-1:2000	EN 1634-1:2000	EN 1634-1:2000	EN 1634-1:2000	EN 1634-1:2000
result (time)	63min	EI1 53min, EI2 66min	71min EI2 53min EI1	61min	61min
test report nr	2008-Efectis-R0165rev.1	2008-Efectis-R0647	2008-Efectis-R0656	No. 1019.5/07	2008-Efectis-R0649
class. Report nr	2008-Efectis-R0166	2008-Efectis-R0651	2008-Efectis-R0657	EI1	2008-Efectis-R0653
fire resistant classification	E60 -EI160-EI260-EW60	E60, EI1 45, EI2 60, EW60	E60, EI1 45, EI2 60, EW60	EI1	EI60, EI1 60, EI2 60, EW60
field of application	= +15% B or H, +20% surface	= +15% B or H, +20% surface	= +15% B or H, +20% surface	= +15% B or H, +20% surface	= +15% B or H, +20% surface
infill 1	AGC, pyrobel 25MF, 25mm	PILKINGTON, Pyrostop 60/101, 23mm	PILKINGTON, Pyrostop 60/181, 40mm	PILKINGTON, Pyrostop 60/101, 23mm	PILKINGTON, Pyrostop 60/101, 23mm
infill 2	1136 x 2136mm, 2.43m²	1136 x 2136mm, 2.43m²	1136 x 2436mm, 2.77m²	2136 x 936mm, 2m²	936 x 2136mm, 2m²
infill 3	-	-	-	2274 x 672mm, 1.53m²	936 x 2136mm, 2m²
infill 4	-	-	-	PILKINGTON, Pyrostop 60/201, 27mm	PILKINGTON, Pyrostop 60/101, 23mm
infill 5	-	-	-	250 x 1886mm, 0.47m²	2274 x 880mm, 2.0m²
supplier hinges	Dr Hahn	Dr Hahn	Dr Hahn	Dr Hahn	Dr Hahn
reference hinges	065.6380.XX, A851_Y453	065.6380.XX, A851_Y453	065.6380.XX, A851_Y453	065.6381.XX	065.6381.XX
supplier locking device active leaf	WILKA	BKS	WILKA	WILKA	BKS ; WILKA
ref locking device active leaf	061.7302.ZC, M835 2Q56N0L	061.7841.--, B1838 0211/0212	061.7303.ZC, M835 2Q56N0L	061.7302.ZC, M835 2Q56N0L	061.7843.--, B1838 0814 ; 061.7303.ZC, M835 2Q56N0L
supplier locking device passive leaf	-	-	-	-	electrical receiver BKS: 061.6291.--; B 92430013
ref locking device passive leaf	-	-	-	-	-
supplier handle active leaf	SOBINCO	BKS	SOBINCO	SOBINCO	BKS ; SOBINCO
ref handle active leaf	061.7230.XX, 822-140	061.6431.--, B 7125 5205	061.7230.XX, 822-140	061.7230.XX, 822-140	061.6433.--, B 7125 5208 ; 061.7230.XX, 822-140
supplier handle passive leaf	-	-	-	-	-
ref handle passive leaf	-	-	-	-	-
bottom door	brush, 081.9141.04	automatic doorgasket, 081.9050.--	threshold	brush, 081.9141.04	brush, 081.9141.04 and automatic doorgasket, 081.9041.--
supplier doorcloser	GEZE	GEZE	GEZE	GEZE	GEZE
ref doorcloser	065.7581.14, TS 5000	065.7581.14, TS 5000	065.7581.14, TS 5000	065.7581.14, TS 5000	065.7581.14, TS 5000
reinforcement profile configuration	NO	NO	NO	NO	YES



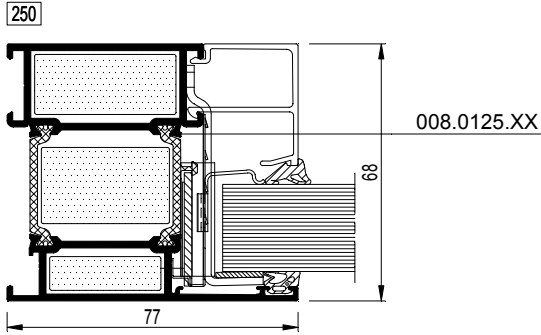
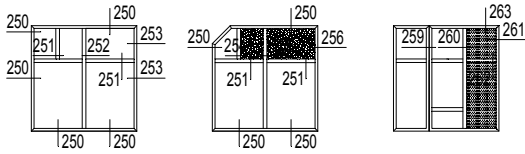
Fire classification following En 13501-2 doors : 2008- Efectis- R0934

CS 77-FP EI60 Test program REYNAERS ALUMINIUM NV	TEST 7 (60)	TEST 8 (60)	TEST 9 (60)	TEST 10 (60)
	double door	double door	double door panic EN1179	double door panic EN1125
technical file opening	SAM07-2211_ITB	TF060308-DB-REYNAERS	TF060313-DB-REYNAERS-EI60	TF060813_DB_REYNAERS
fire side	outward opening	outward opening	outward opening	outward opening
dimension outer frame B x H (mm)	away from fire	towards the fire	away from fire	towards the fire
dimension door leaf B x H (mm)	2300 x 2396 (2x1396) x 2300	2353 x 2366mm (1010 + 1310) x 2305	2320 x 2363mm (2x1396) x 2300	3940 x 2985mm (2x1150) x 2305
total opening	2164 x 2285mm	2164 x 2285mm	2164 x 2285mm	2260 x 2285
supporting construction	low density 150mm	low density 150mm	flexible construction	associated supp. Construction, double door in glazed wall
fixation method	method A, anchors	method A, anchors	method B, HECO TOPIX 6x120 screws	method B, FUR 10 x 160 T A4 and FUR 8 x 120 T A4
test date	22/11/2007	6/03/2008	18/04/2008	13/08/2008
laboratory	ITB Poland	ITB Poland	IFT GmbH	EFFECTIS Netherlands
standard	EN 1634-1:2000	EN 1634-1:2000	EN 1634-1:2000	EN 1634-1:2000
result (time)	68min EN, 61,5min DIN	59min » 60min		66min
test report nr	No. 1019:1/07	No. 1019.4/07	271_35444	2008-Efectis-R0650
class. report nr	EI1	EI2		2008-Efectis-R0654
fire resistant classification			classification E60 - EW60	E60, EI 45, EI2 60, EW 60
field of application				
infill 1	PILKINGTON, Pyrostop 60/101, 23mm	AGC, pyrobel 60/25 EG, 45mm (30.4-9-6)	AGC, pyrobel 60/25 EG, 45mm	PILKINGTON, Pyrostop 60/101, 23mm
infill 2	996 x 2136, 2.13m²	846 x 2136mm, 1.81m²	4x (638 x 1037), 4x(0.66)m²	673 x 1385mm, 0.93m²
infill 3	996 x 2136, 2.13m²	AGC, pyrobel 60/25 EG, 45mm (30.4-9-6)	AGC, pyrobel 60/25 EG, 45mm	673 x 689mm, 0.46m²
infill 4		1146 x 2136mm, 2.45m²	4x (248 x 1037), 4x(0.26)m²	261 x 1385mm, 0.36m²
infill 5				645 x 2274mm, 1.47m²
supplier hinges	Dr Hahn	Dr Hahn	Simonswerk	Dr Hahn
reference hinges	065.6380.XX, A851_Y453	065.6380.XX, A851_Y453	065.6387.XX,	065.6381.XX + 065.6382.XX
supplier locking device active leaf	BKS	BKS	BKS,	BKS, panic EN1125
ref locking device active leaf	061.7840-.., 1838	061.7840-.., 1838	061.7844 -.. BF 7789	061.7844 -..
supplier locking device passive leaf	-	-	BKS, 1890	BKS, panic EN1125
ref locking device passive leaf	-	-	061.6612.ZC	061.6612.ZC
supplier handle active leaf	BKS	BKS	BKS,	BKS,
ref handle active leaf	061.6431-.., B 7125 5205	061.6431-.., B 7125 5205	061.6431-..	061.6428-.. + 061.6431-..
supplier handle passive leaf	-	-	BKS,	BKS,
ref handle passive leaf	-	-	061.6430-..	061.6425-.. + 061.6421.XX, B7125 5203
bottom door	automatic doorgasket, 081.9050-..	brush, 081.9141.04	automatic doorgasket, 081.9050-..	brush, 081.9141.04
supplier doorcloser	GEZE	GEZE	GEZE	GEZE
ref doorcloser	065.7583.14, TS 5000IS	065.7583.14, TS 5000IS	065.7583.14, TS 5000IS	065.7583.14, TS 5000IS
reinforcement profile	NO	NO	NO	YES

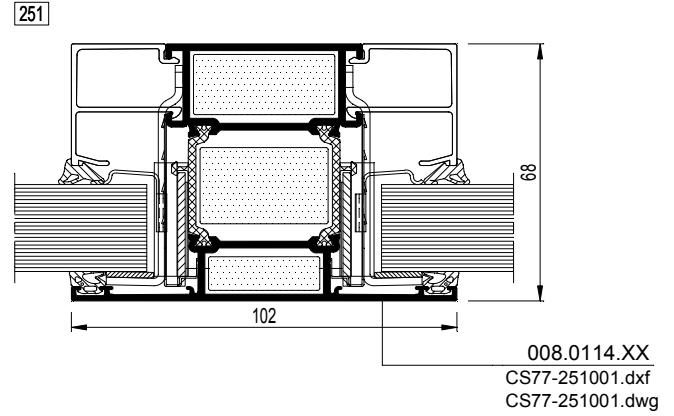


CS 77-FP EI 60

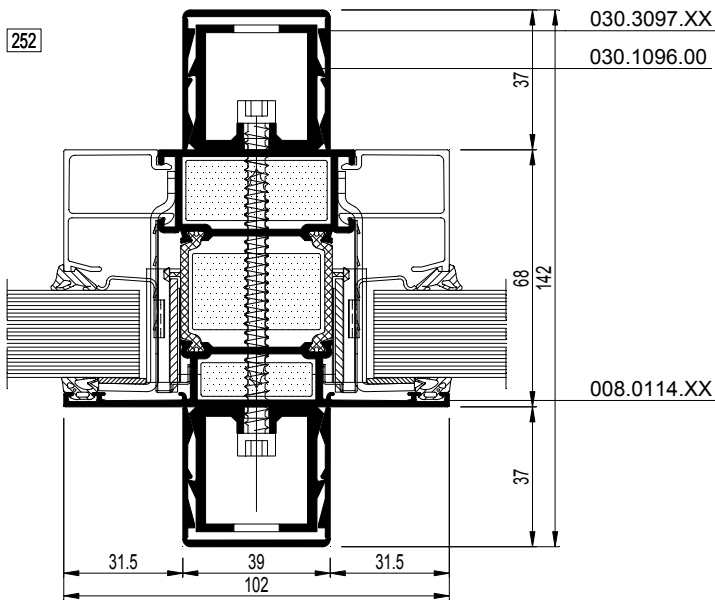
Vaste elementen - Samengesteld vast raam
 Eléments fixes - Fenêtre fixe composée
 Fixed elements - Combined fixed window
 Feste Elemente - Kombinierte Festverglasung



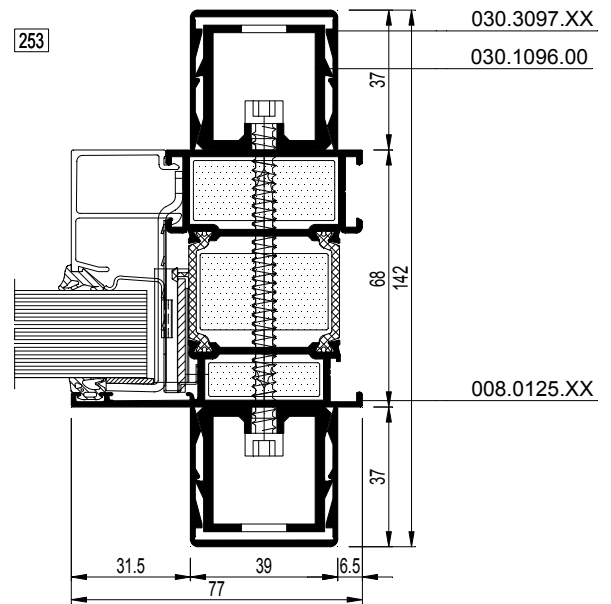
CS77-250001.dxf
 CS77-250001.dwg



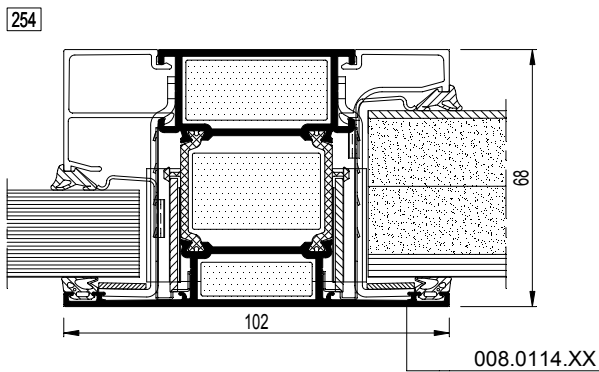
008.0114.XX
 CS77-251001.dxf
 CS77-251001.dwg



CS77-252001.dxf
 CS77-252001.dwg



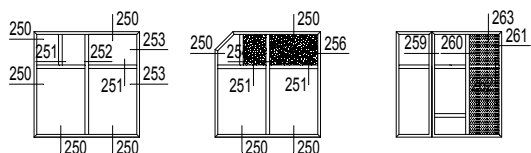
CS77-253001.dxf
 CS77-253001.dwg



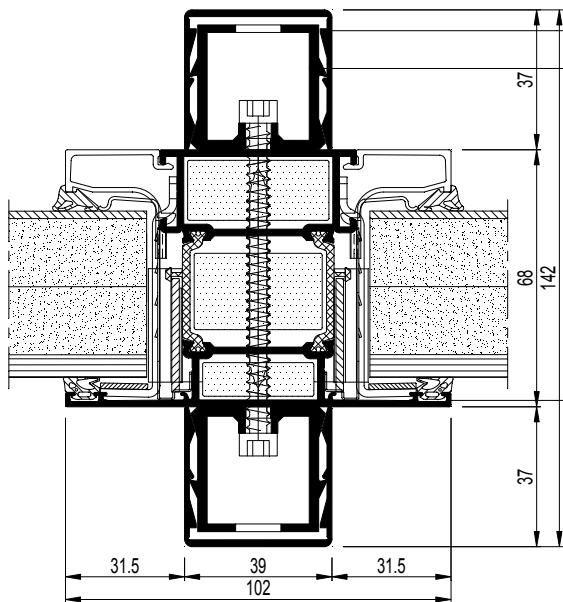
CS77-254001.dxf
 CS77-254001.dwg

CS 77-FP EI 60

Vaste elementen - Samengesteld vast raam
 Eléments fixes - Fenêtre fixe composée
 Fixed elements - Combined fixed window
 Feste Elemente - Kombinierte Festverglasung



255

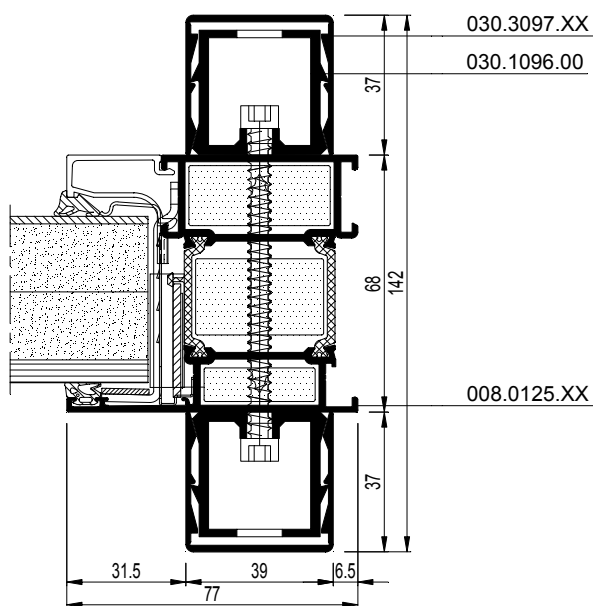


030.3097.XX
030.1096.00

008.0114.XX

CS77-255001.dxf
CS77-255001.dwg

256

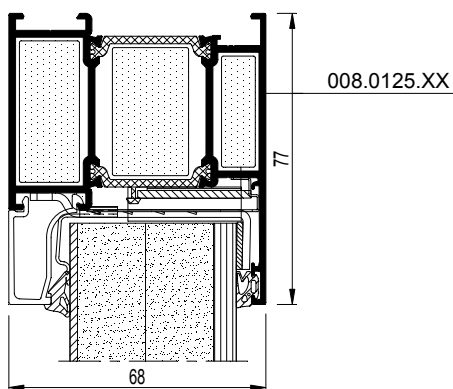


030.3097.XX
030.1096.00

008.0125.XX

CS77-256001.dxf
CS77-256001.dwg

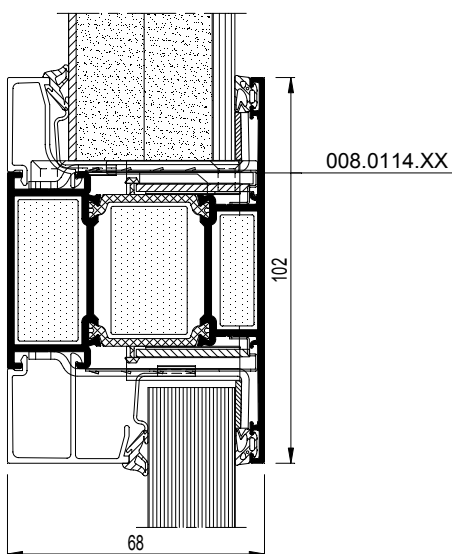
257



008.0125.XX

CS77-257001.dxf
CS77-257001.dwg

258

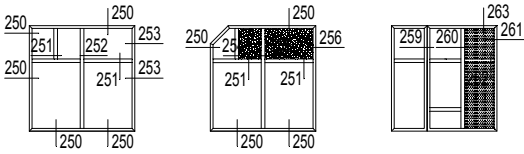


008.0114.XX

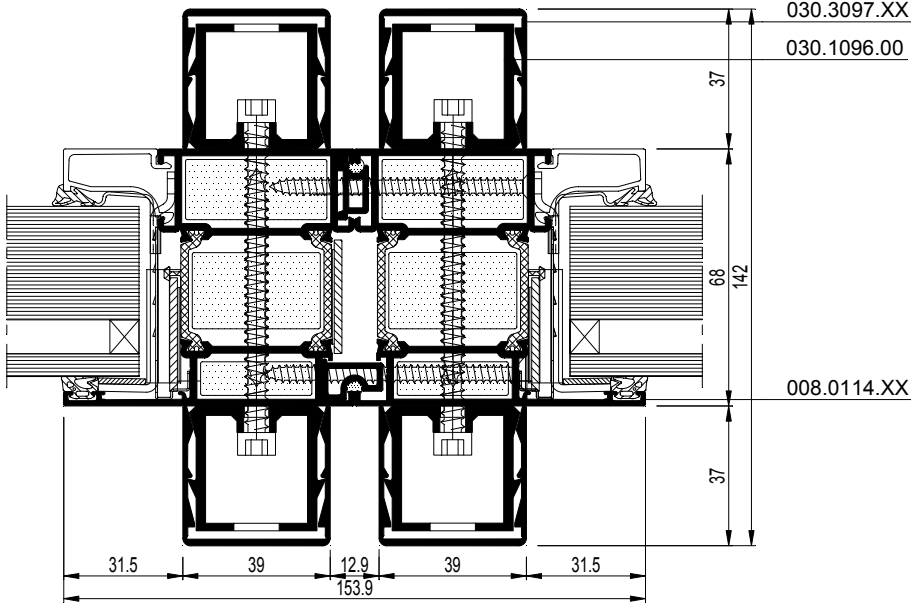
CS77-258001.dxf
CS77-258001.dwg

CS 77-FP EI 60

Vaste elementen - Samengesteld vast raam
 Eléments fixes - Fenêtre fixe composée
 Fixed elements - Combined fixed window
 Feste Elemente - Kombinierte Festverglasung

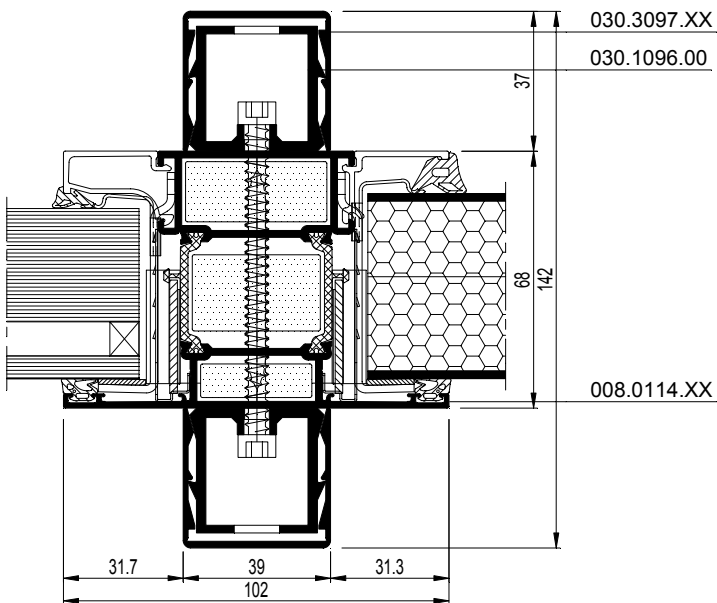


259



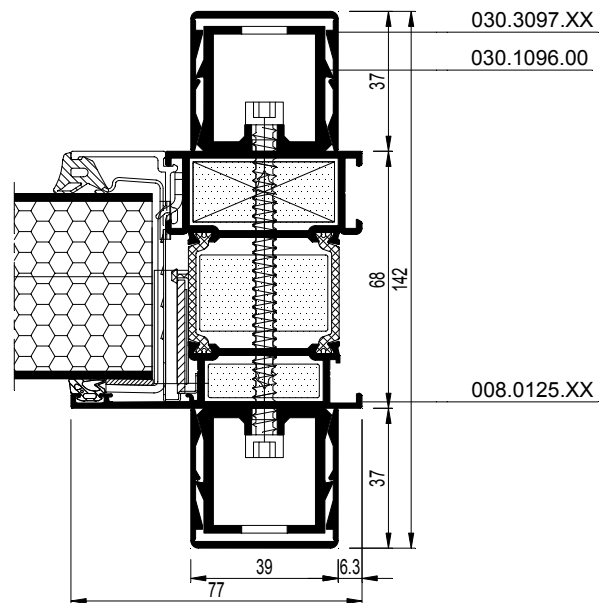
CS77-259001.dxf
 CS77-259001.dwg

260



CS77-260001.dxf
 CS77-260001.dwg

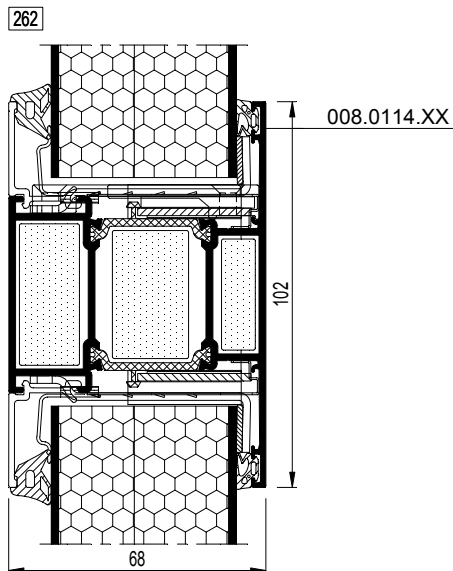
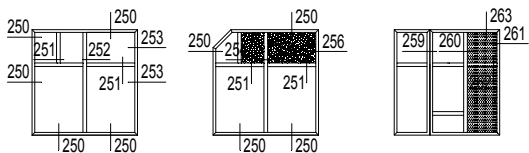
261



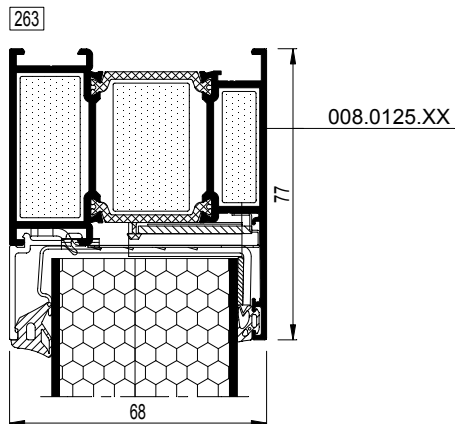
CS77-261001.dxf
 CS77-261001.dwg

CS 77-FP EI 60

Vaste elementen - Samengesteld vast raam
 Eléments fixes - Fenêtre fixe composée
 Fixed elements - Combined fixed window
 Feste Elemente - Kombinierte Festverglasung



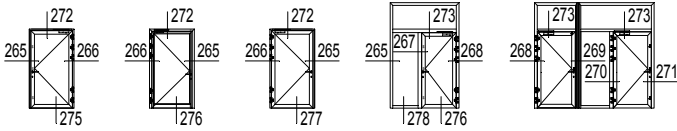
CS77-262001.dxf
 CS77-262001.dwg



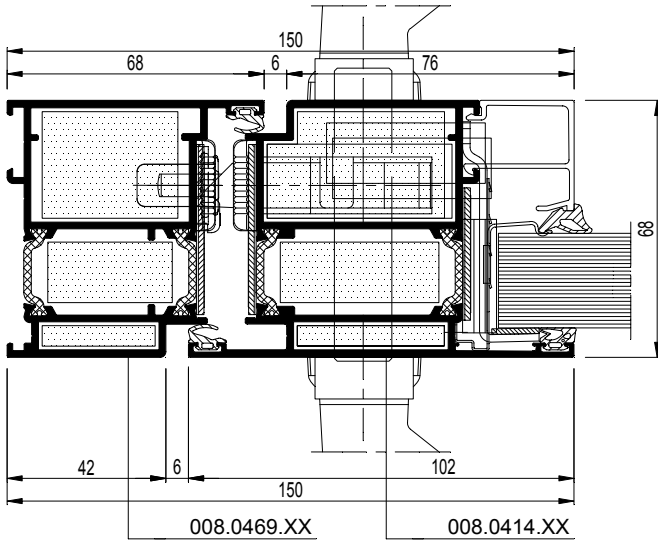
CS77-263001.dxf
 CS77-263001.dwg

CS 77-FP EI 60

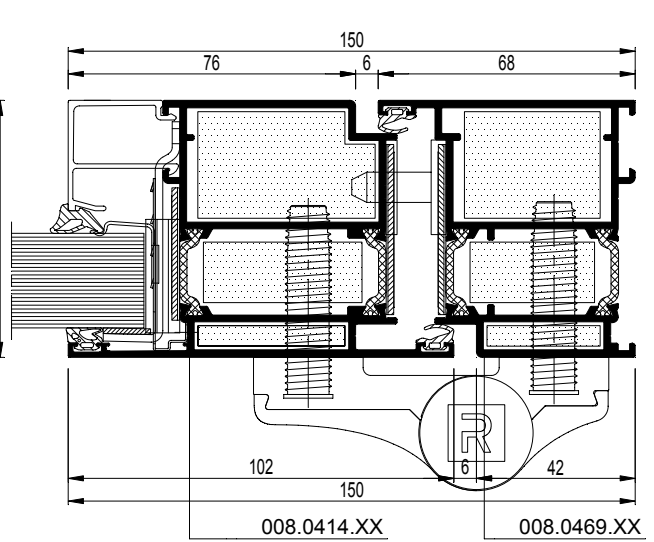
Opengaande elementen - Deur naar buiten draaiend
 Eléments ouvrants - Porte ouvrant vers l'extérieur
 Opening elements - Door outward opening
 Öffnende Elemente - Tür nach aussen öffnend



265



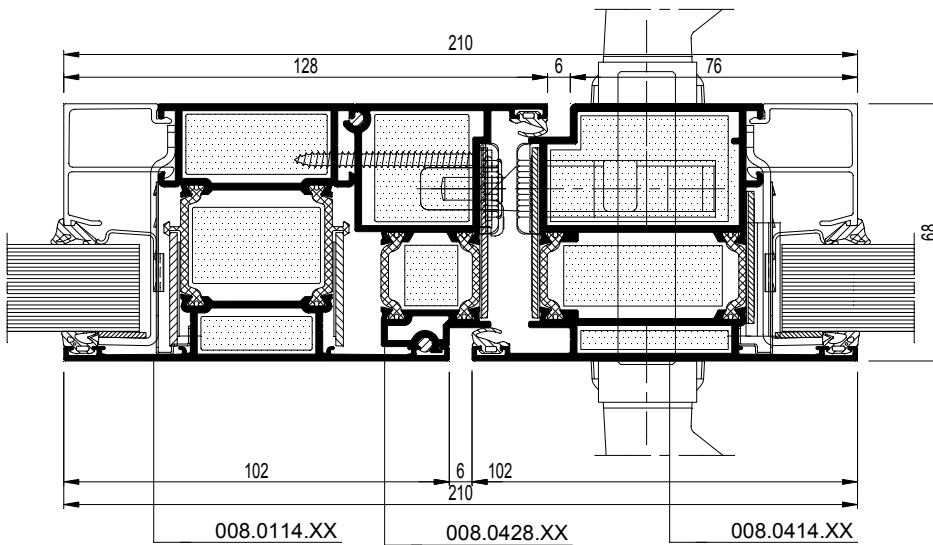
266



CS77-265001.dxf
 CS77-265001.dwg

CS77-266001.dxf
 CS77-266001.dwg

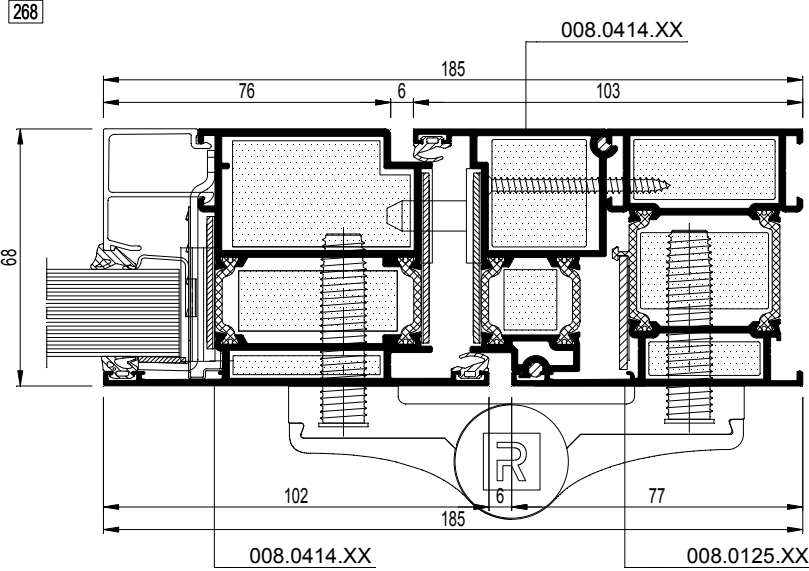
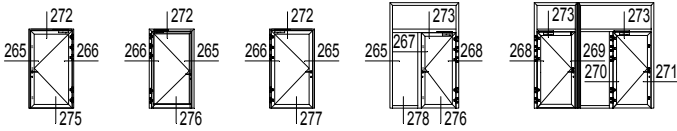
267



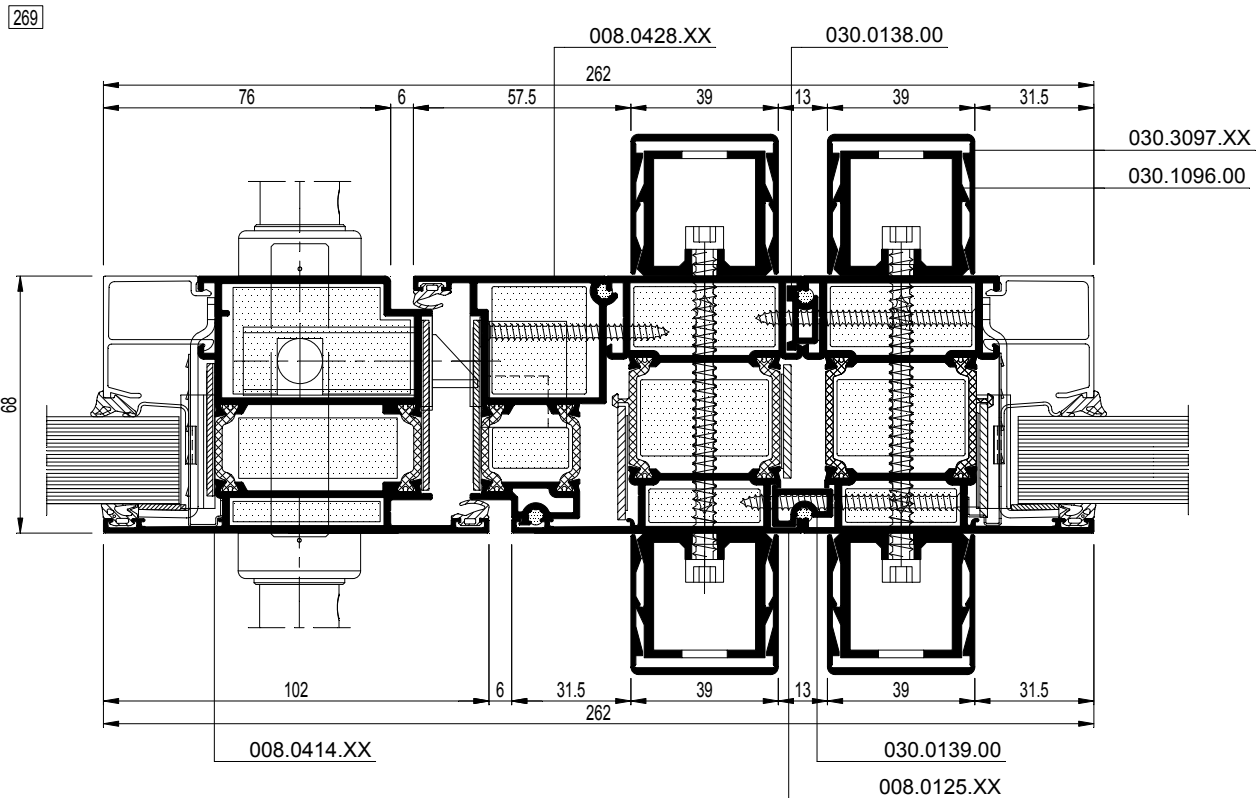
CS77-267001.dxf
 CS77-267001.dwg

CS 77-FP EI 60

Opengaande elementen - Deur naar buiten draaiend
 Éléments ouvrants - Porte ouvrant vers l'extérieur
 Opening elements - Door outward opening
 Öffnende Elemente - Tür nach aussen öffnend



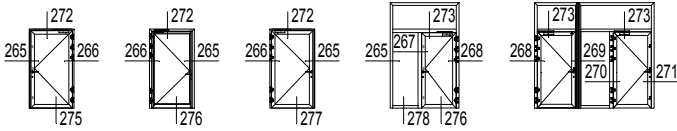
CS77-268001.dxf
 CS77-268001.dwg



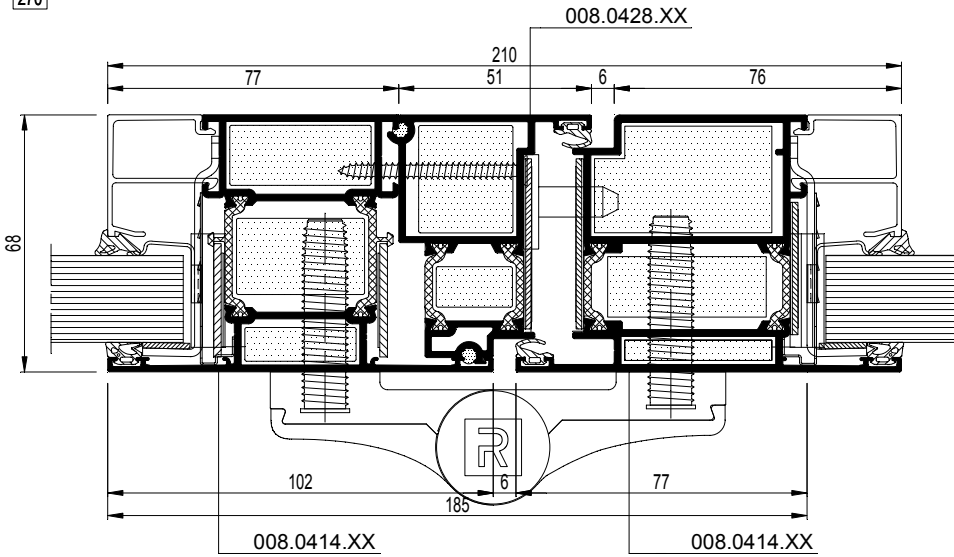
CS77-269001.dxf
 CS77-269001.dwg

CS 77-FP EI 60

Opengaande elementen - Deur naar buiten draaiend
 Eléments ouvrants - Porte ouvrant vers l'extérieur
 Opening elements - Door outward opening
 Öffnende Elemente - Tür nach aussen öffnend

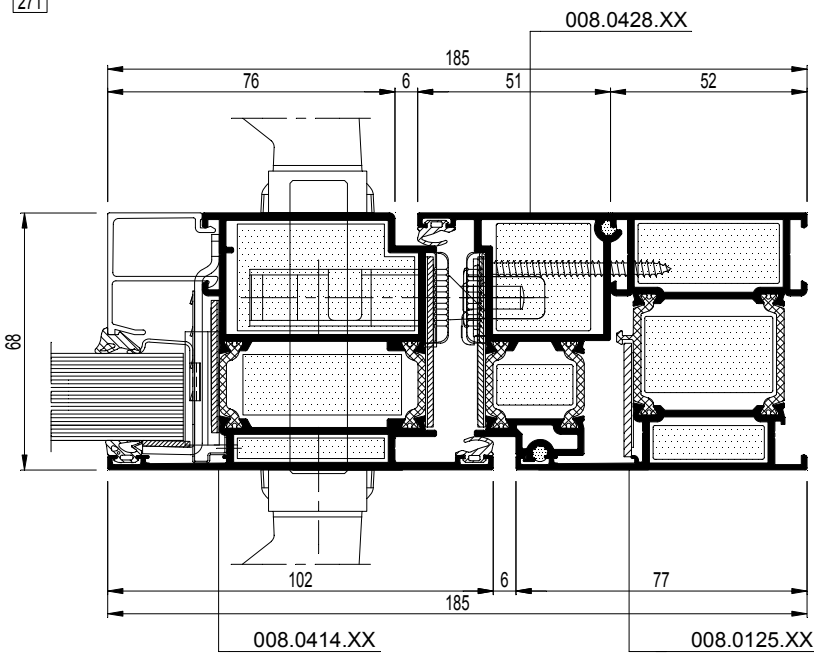


270



CS77-270001.dxf
 CS77-270001.dwg

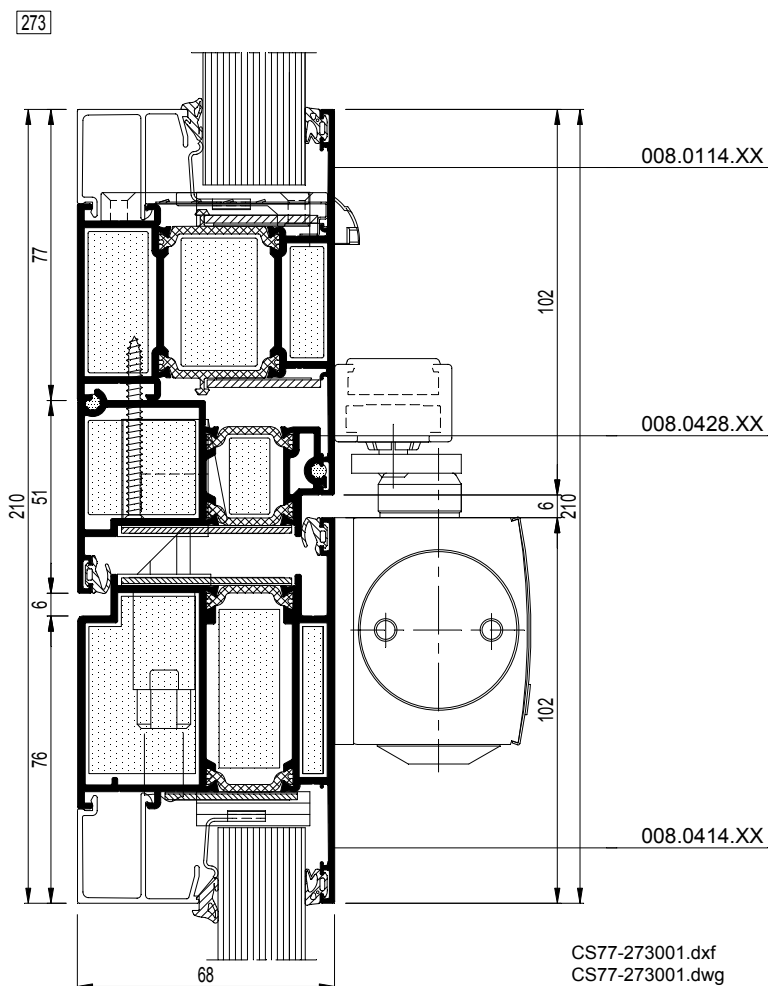
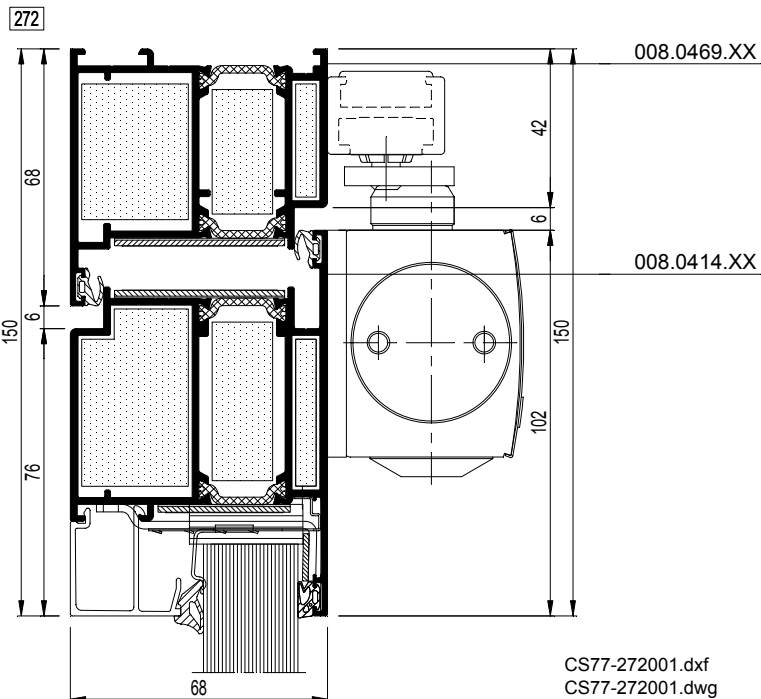
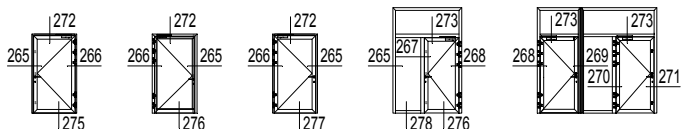
271



CS77-271001.dxf
 CS77-271001.dwg

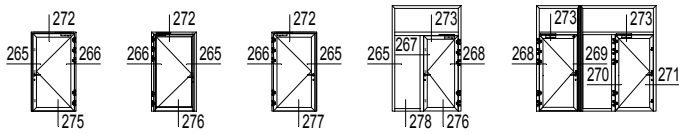
CS 77-FP EI 60

Opengaande elementen - Deur naar buiten draaiend
 Éléments ouvrants - Porte ouvrant vers l'extérieur
 Opening elements - Door outward opening
 Öffnende Elemente - Tür nach aussen öffnend



CS 77-FP EI 60

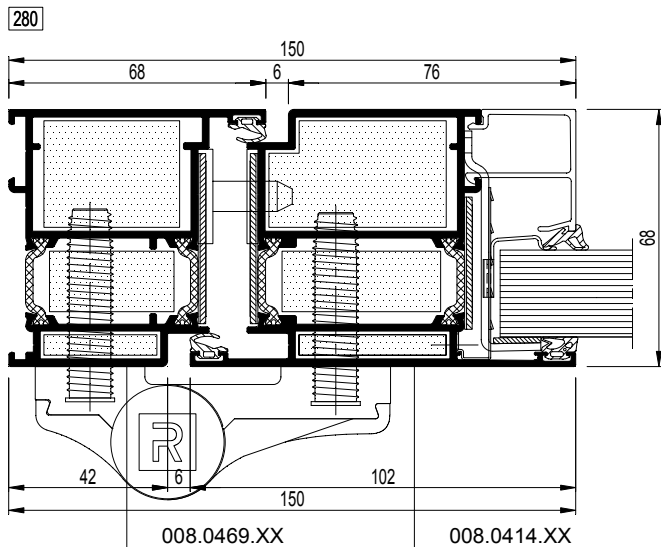
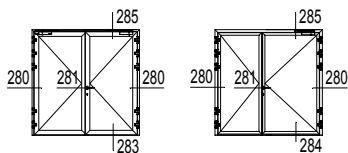
Opengaande elementen - Deur naar buiten draaiend
 Eléments ouvrants - Porte ouvrant vers l'extérieur
 Opening elements - Door outward opening
 Öffnende Elemente - Tür nach aussen öffnend



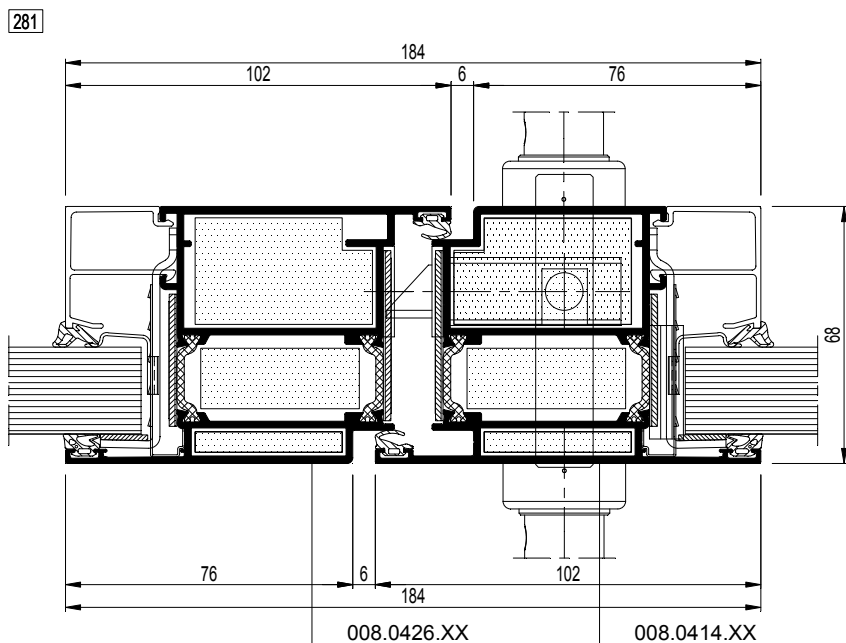
<p>275</p> <p>008.0414.XX 108.0030.XX</p> <p>CS77-275001.dxf CS77-275001.dwg</p>	<p>276</p> <p>008.0414.XX 108.0082.XX</p> <p>CS77-276001.dxf CS77-276001.dwg</p>
<p>277</p> <p>008.2014.XX 008.0874.XX</p> <p>CS77-277001.dxf CS77-277001.dwg</p>	<p>278</p> <p>008.0125.XX</p> <p>CS77-278001.dxf CS77-278001.dwg</p>

CS 77-FP EI 60

Opengaande elementen - Z-T deur naar buitendraaiend
 Éléments ouvrants - Porte Z-T ouvrant vers l'extérieur
 Opening elements - Z-T Door outward opening
 Öffnende Elemente - Z-T Tür nach aussen öffnend



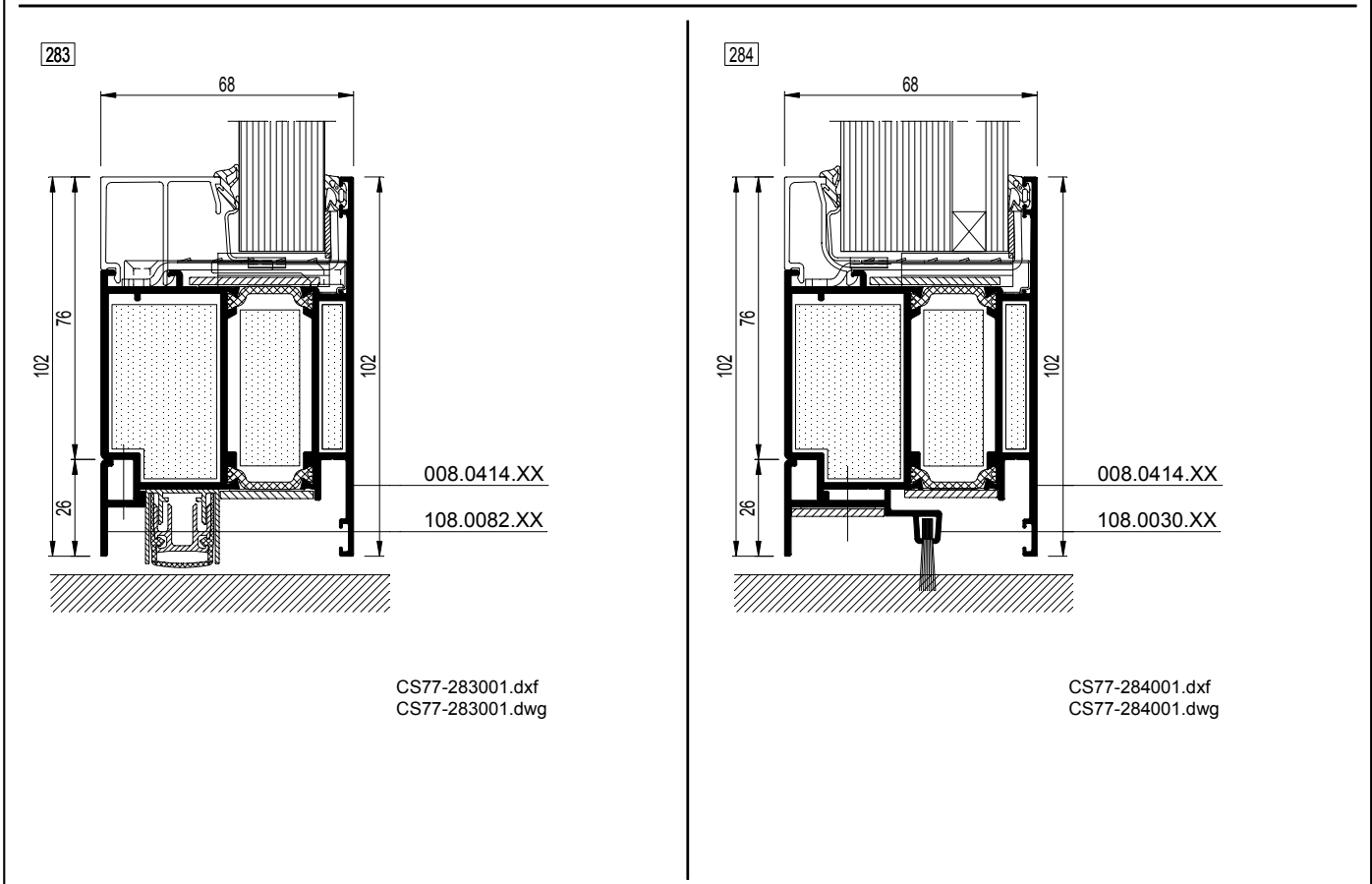
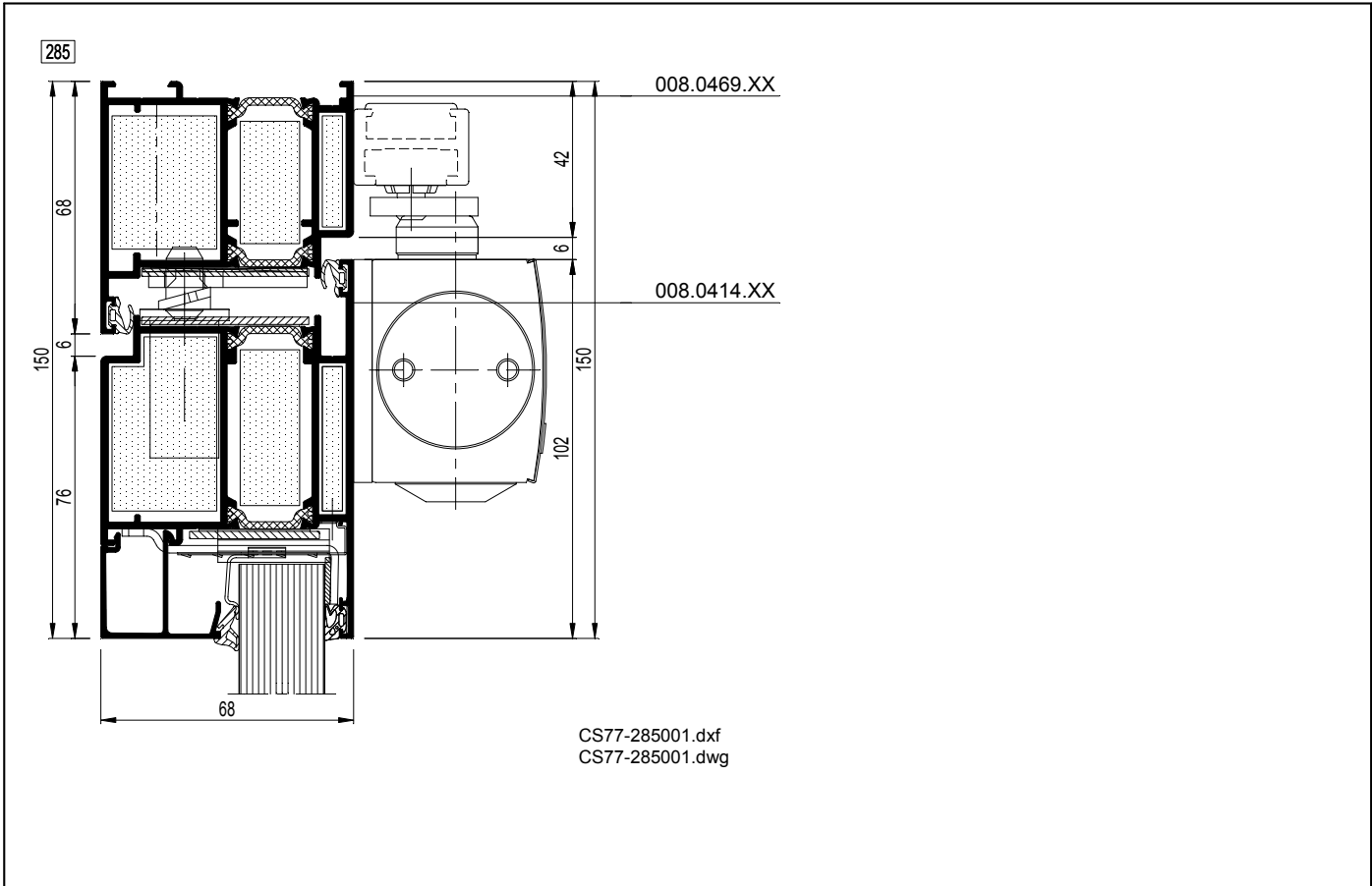
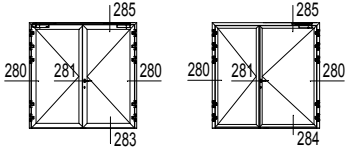
CS77-280002.dxf
 CS77-280002.dwg



CS77-281001.dxf
 CS77-281001.dwg

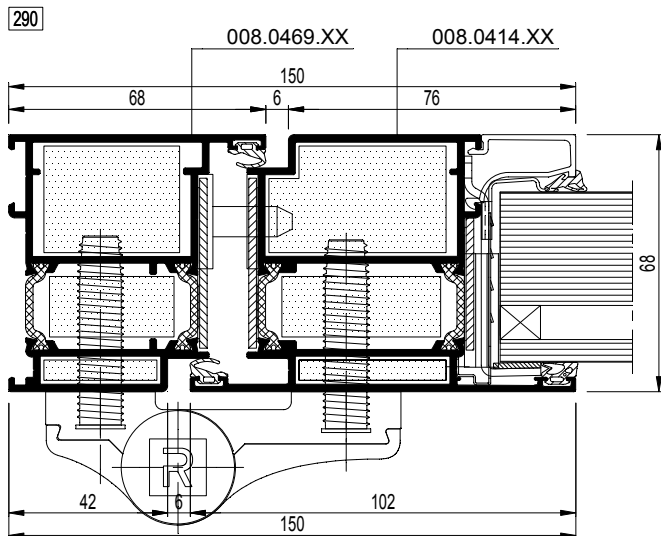
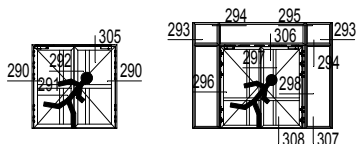
CS 77-FP EI 60

Opengaande elementen - Z-T deur naar buitendraaiend
 Eléments ouvrants - Porte Z-T ouvrant vers l'extérieur
 Opening elements - Z-T Door outward opening
 Öffnende Elemente - Z-T Tür nach aussen öffnend

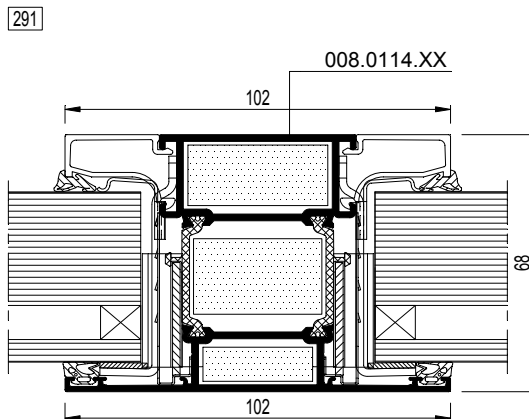


CS 77-FP EI 60

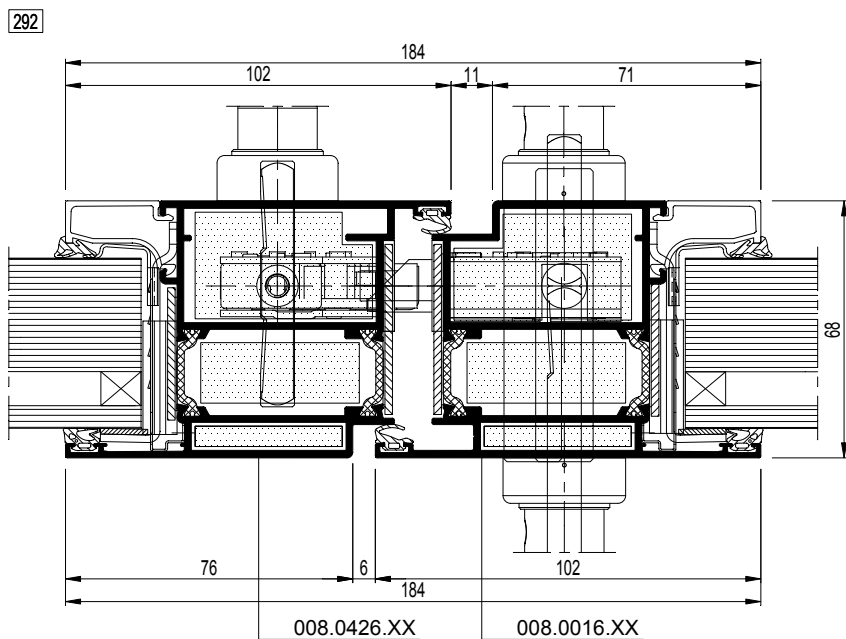
Opengaande elementen - Dubbele nooddeur naar buitendraaiend
 Eléments ouvrants - Porte de secours double ouvrant vers l'ext.
 Opening elements - Double emergency door outward opening
 Öffnende Elemente - Zweiflügelige nottür nach aussen oeffn.



CS77-290001.dxf
 CS77-290001.dwg



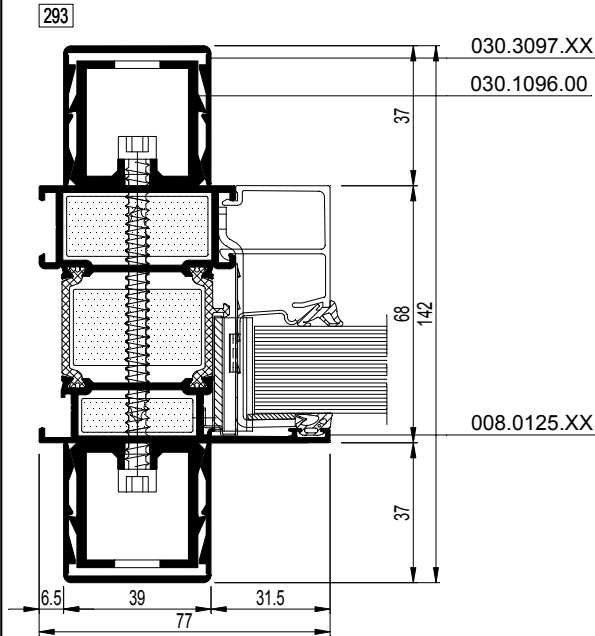
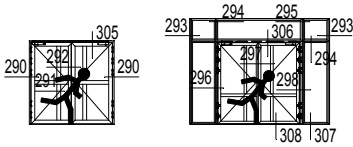
CS77-291001.dxf
 CS77-291001.dwg



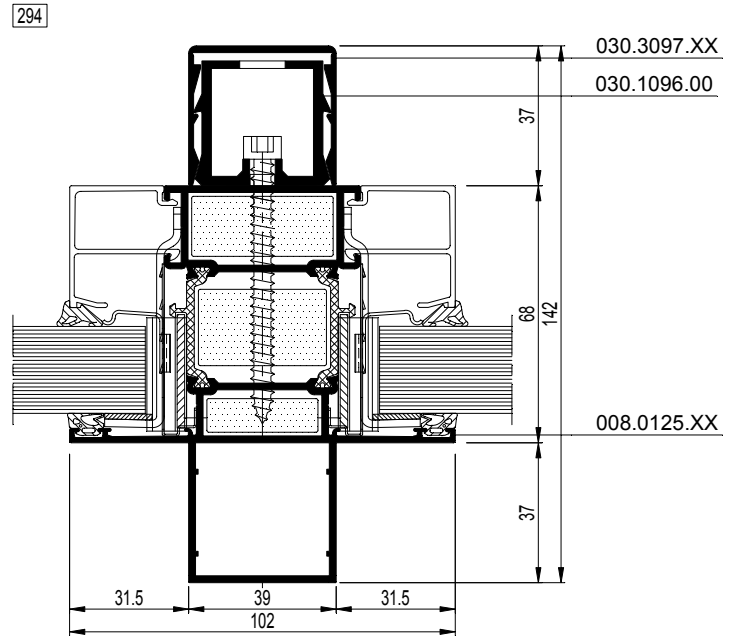
CS77-292001.dxf
 CS77-292001.dwg

CS 77-FP EI 60

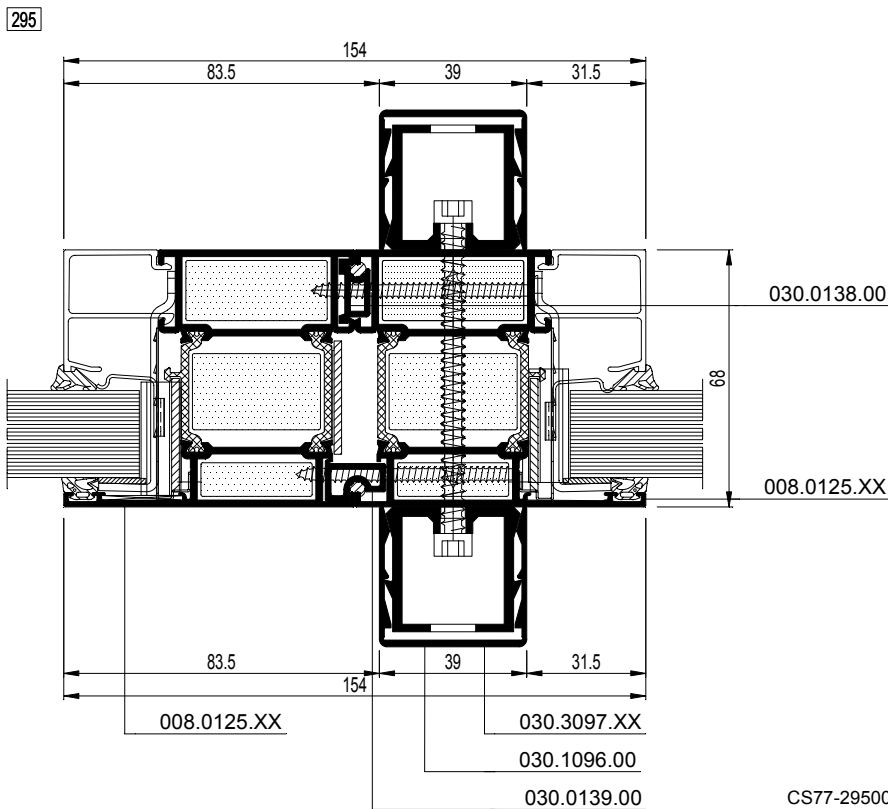
Opengaande elementen - Dubbele nooddeur naar buitendraaiend
 Éléments ouvrants - Porte de secours double ouvrant vers l'ext.
 Opening elements - Double emergency door outward opening
 Öffnende Elemente - Zweiflügelige nottür nach aussen oeffn.



CS77-293001.dxf
 CS77-293001.dwg



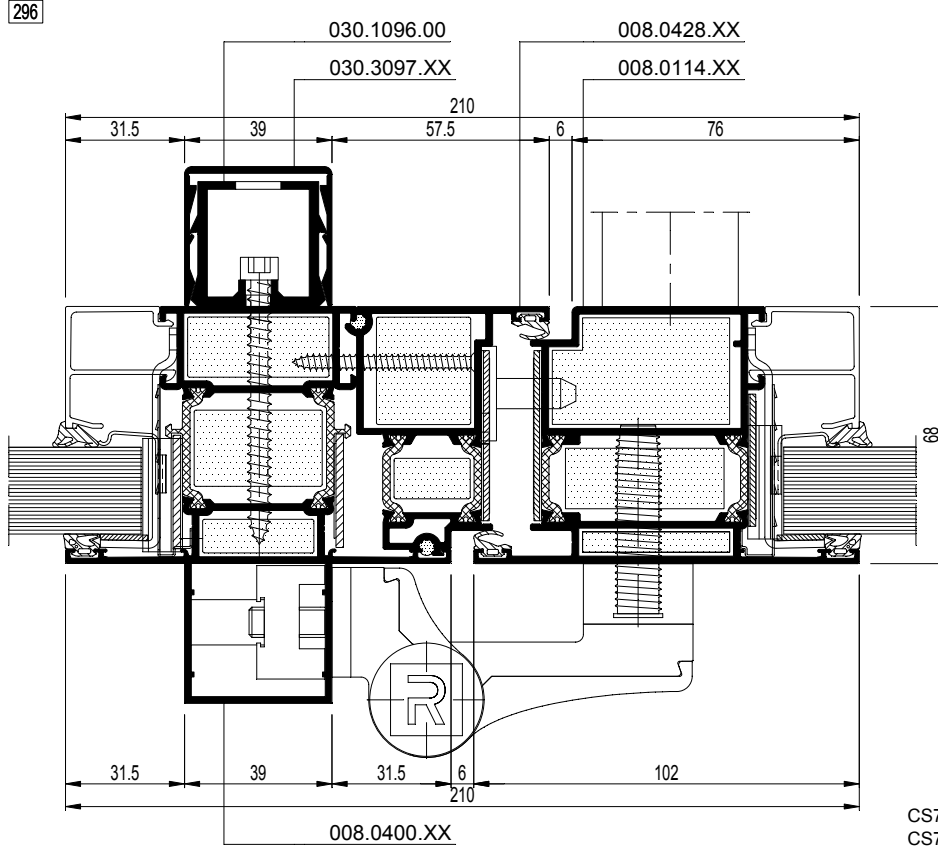
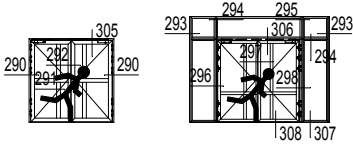
CS77-294001.dxf
 CS77-294001.dwg



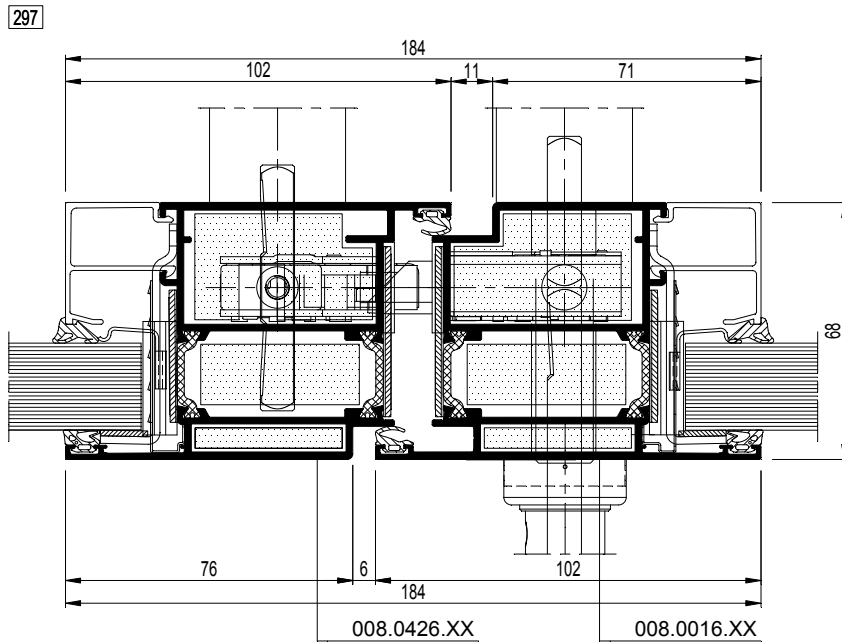
CS77-295001.dxf
 CS77-295001.dwg

CS 77-FP EI 60

Opengaande elementen - Dubbele nooddeur naar buitendraaiend
 Éléments ouvrants - Porte de secours double ouvrant vers l'ext.
 Opening elements - Double emergency door outward opening
 Öffnende Elemente - Zweiflügelige nottür nach aussen oeffn.



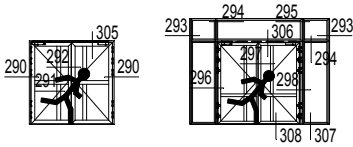
CS77-296001.dxf
 CS77-296001.dwg



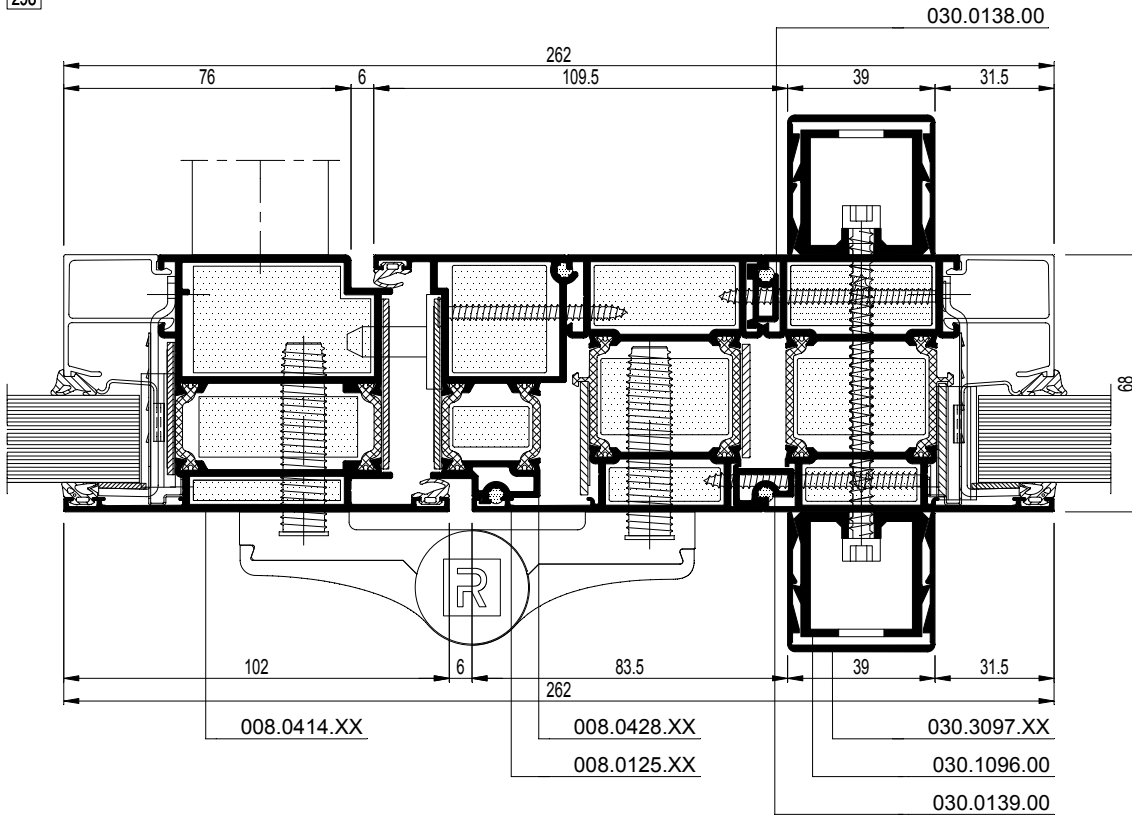
CS77-297001.dxf
 CS77-297001.dwg

CS 77-FP EI 60

Opengaande elementen - Dubbele nooddeur naar buitendraaiend
 Eléments ouvrants - Porte de secours double ouvrant vers l'ext.
 Opening elements - Double emergency door outward opening
 Öffnende Elemente - Zweiflügelige nottür nach aussen oeffn.



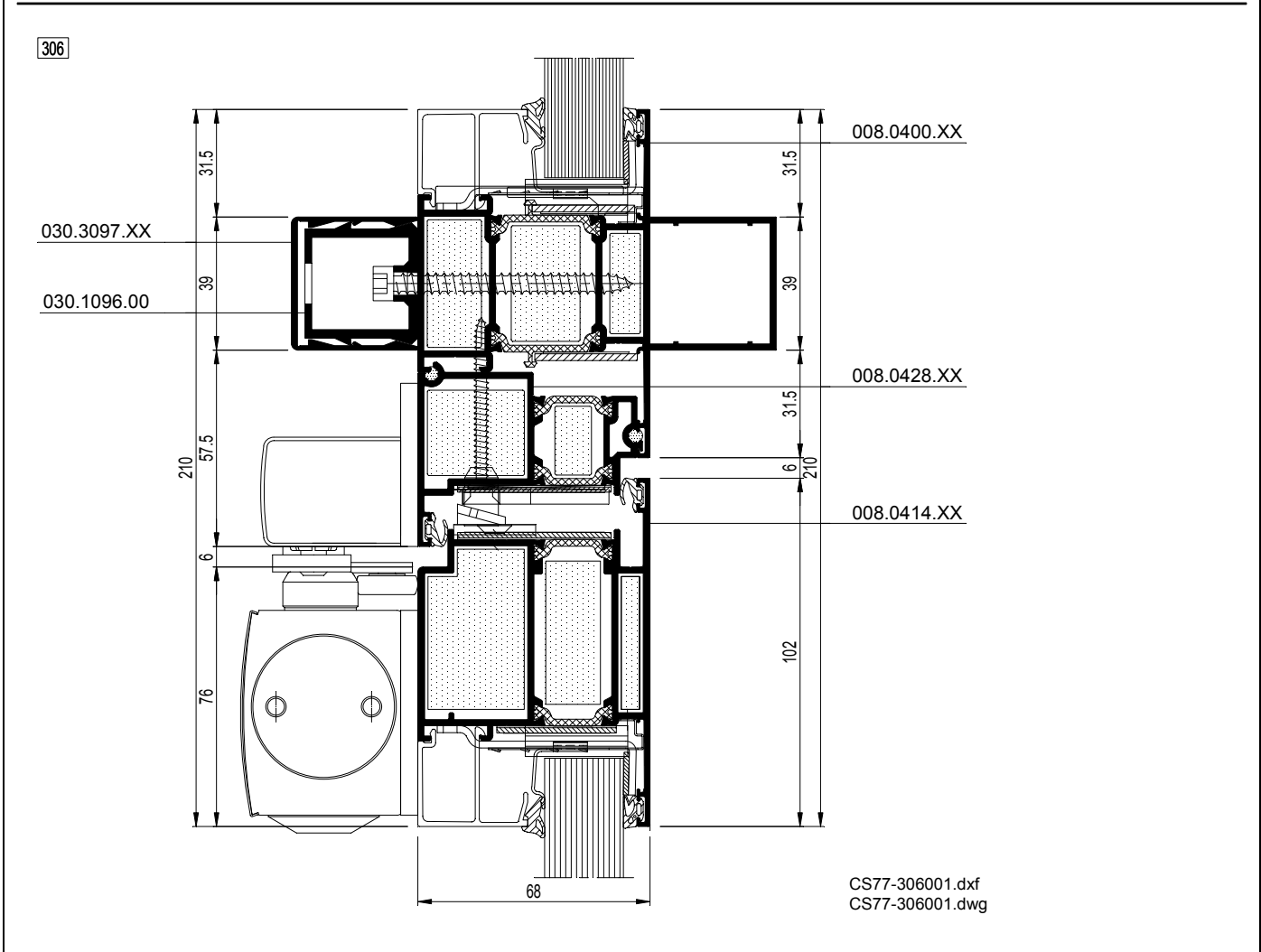
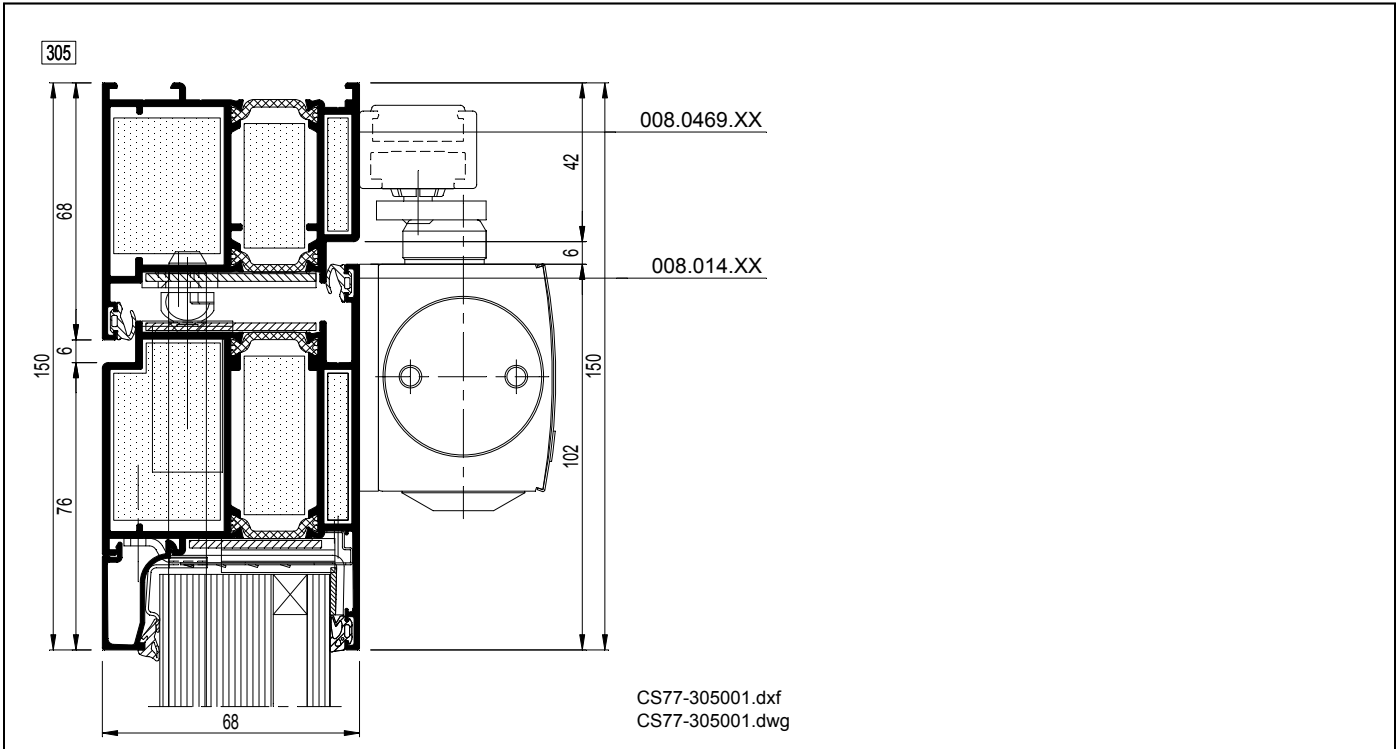
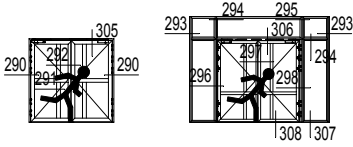
298



CS77-298001.dxf
 CS77-298001.dwg

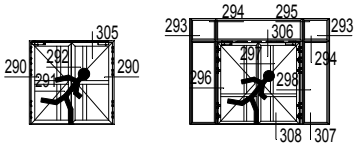
CS 77-FP EI 60

Opengaande elementen - Dubbele nooddeur naar buitendraaiend
 Eléments ouvrants - Porte de secours double ouvrant vers l'ext.
 Opening elements - Double emergency door outward opening
 Öffnende Elemente - Zweiflügelige nottür nach aussen oeffn.

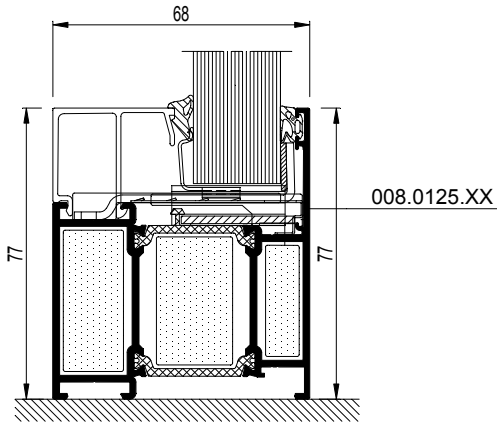


CS 77-FP EI 60

Opengaaende elementen - Dubbele nooddeur naar buitendraaiend
 Eléments ouvrants - Porte de secours double ouvrant vers l'ext.
 Opening elements - Double emergency door outward opening
 Öffnende Elemente - Zweiflügelige nottür nach aussen oeffn.

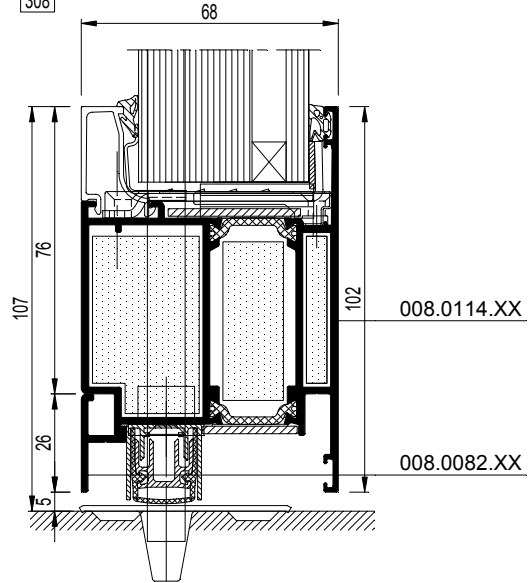


307



CS77-307001.dxf
 CS77-307001.dwg

308



CS77-308001.dxf
 CS77-308001.dwg



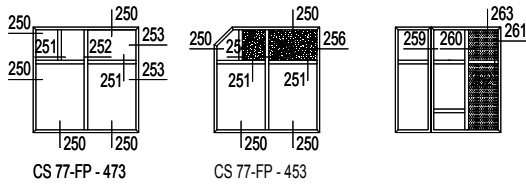
CS 77 Fire Proof EI 30 (CS 77-FP EI 30)

Aperçu rapports d'essai

CS 77-FP - 470

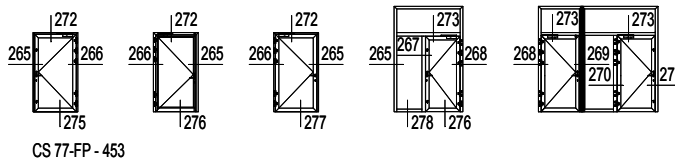
1 Eléments fixes

Fenêtre fixe composée

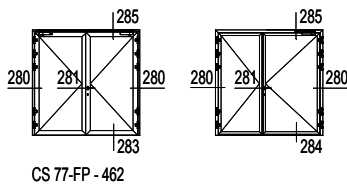


2 Eléments ouvrants

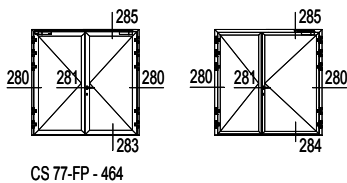
Porte ouvrant vers l'exterieur



Porte Z-T ouvrant vers l'exterieur

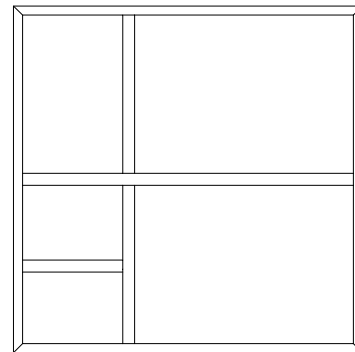
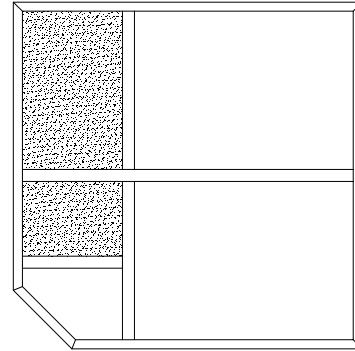
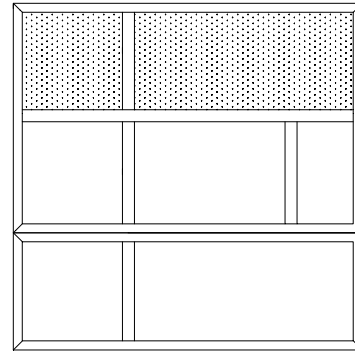


Porte de secours double ouvrant vers l'ext.



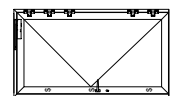
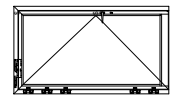
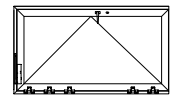
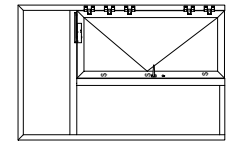
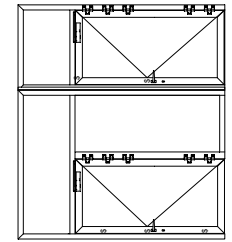
Fire classification following EN 13501-2 glazed partitions : 2008- Efectis- R0935

	TEST 1 (30)	TEST 2 (30)	TEST 3 (30)
	glazed partition	glazed partition	glazed partition
technical file	TF 080805-DB-REYNAERS	TF082609-DB-REYNAERS	TF081008-DB-REYNAERS
fire side - glazing beads	towards fire	away from fire	away from fire
dimension outer frame B x H (mm)	2960 x 2980	2960 x 2980	2960 x 2980
supporting construction	high density, concrete	high density, concrete	low density, 200mm, 800kg/m³
fixation method	method A, anchors	method B, fisher plug SH8120RT and FUR screw 6.3 x 200mm and 6.3 x 150mm	method B, fisher plug SH8120RT and FUR screw 6.3 x 200mm and 6.3 x 150mm
laboratory	EFFECTIS Netherlands	WFR GENT	IFT Nürnberg
standard	EN 1364-1	EN 1364-1	EN 1364-1
test report nr	2008-Efectis-R0798	13520A	271 37149
class. Report nr	2008-Efectis-R0799	-	-
fire resistant classification	E30, EI,30, EW30	E30, EI,30, EW30	E30, EI,30, EW30
infill 1	PILKINGTON, Pyrostop 30/10, 15mm	AGC, Pyrobel 16EG, 21mm	Pilkington Pyrostop 30-25, 32mm
infill 2	652 x 902mm (0.59m²)	652 x 904mm (0.59m²)	886 x 894mm (0.79m²)
infill 3	678 x 902mm (0.61m²)	1392x1900mm (2.64m²)	912 x 894mm (0.82m²)
infill 4	PILKINGTON, Pyrostop 30/10, 15mm	AGC, Pyrobel 16EG, 21mm	PANEL (PROMATECT-H 25mm) + (2 x 1,5mm)
infill 5	1392 x 902mm (1.26m²)	1392x1900mm (2.64m²)	875 X 895mm (0.78m²)
infill 6	PILKINGTON, Pyrostop 30/10, 15mm	IQpanel eclips type (Qpr27.5 (28mm)	Pilkington Pyrostop 30-25, 32mm
infill 7	1392 x 1902mm (2.65m²)	681x906mm (0.62m²)	912 X 522mm (0.48m²)
infill 8	PILKINGTON, Pyrostop 30/10, 15mm	IQpanel eclips type (Qpr27.5 (28mm)	PANEL (PROMATECT-H 25mm) + (2 x 1,5mm)
infill 9	1392 x 1902mm (2.65m²)	1395x906mm (1.26m²)	875 X 1912mm (1.67m²)
infill 10	-	-	Pilkington Pyrostop 30-25, 32mm
infill 11	-	-	912 X 522mm (0.48m²)
infill 12	-	-	Pilkington Pyrostop 30-25, 32mm
infill 13	-	-	886 X 1910mm (1.69m²)
reinforcement profile	NO	NO	NO



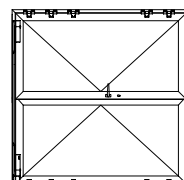
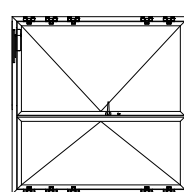

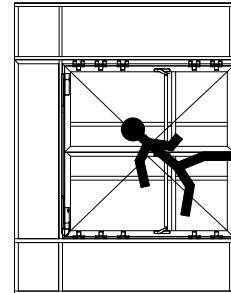
Fire classification following EN 13501-2 doors : 2008- Efectis- R0936

	TEST 4.1 (30)			TEST 4.2 (30)			TEST 5 (30)			TEST 6 (30)		
	single door	single door	combined single door	single door	single door	combined single door	single door	single door	combined single door	single door	single door	2 times Single leaf door
technical file	TF080215-DB-REYNAERS-EI30	TF080901-DB-REYNAERS-EI30	TF080901-DB-REYNAERS-EI30	TF080901-DB-REYNAERS-EI30	TF080901-DB-REYNAERS-EI30	TF080901-DB-REYNAERS-EI30	TF081209-DB-REYNAERS	TF081209-DB-REYNAERS	TF081209-DB-REYNAERS	TF081209-DB-REYNAERS	TF081209-DB-REYNAERS	TF081209-DB-REYNAERS
opening	outward opening	outward opening	outward opening	outward opening	outward opening	outward opening	outward opening	outward opening	outward opening	outward opening	outward opening	outward opening
opening side	away from fire	away from fire	away from fire	away from fire	away from fire	away from fire	away from fire	away from fire	away from fire	away from fire	away from fire	away from fire
dimension outer frame B x H (mm)	1300 x 2353	1300 x 2353	1300 x 2353	1396 x 2656	1396 x 2656	1396 x 2656	2000 x 2700	2000 x 2700	2000 x 2700	2000 x 2700	2000 x 2700	3474 x 2980
dimension door leaf B x H (mm)	1204 x 2300	1204 x 2300	1204 x 2300	1300 x 2600	1300 x 2600	1300 x 2600	1000 x 2100	1000 x 2100	1000 x 2100	1000 x 2100	1000 x 2100	1100 x 2295 + 1100 x 2300
total opening	1164 x 2285	1164 x 2285	1164 x 2285	1260 x 2283	1260 x 2283	1260 x 2283	960 x 2085	960 x 2085	960 x 2085	960 x 2085	960 x 2085	1060 x 2267 + 1060 x 2285
supporting construction	low density 150mm	low density 150mm	low density 150mm	low density 150mm, 800kg/m ³	low density 150mm, 800kg/m ³	low density 150mm, 800kg/m ³	flexible construction, 100mm	flexible construction, 100mm	flexible construction, 100mm	flexible construction, 100mm	flexible construction, 100mm	low density 150mm, 800kg/m ³
fixation method	method A, anchors	method A, anchors	method A, anchors	method B, screws	method B, screws	method B, screws	method B, HECO Topix screws	method B, HECO Topix screws	method B, HECO Topix screws	method B, HECO Topix screws	method B, HECO Topix screws	method B, screws
laboratory	EFFECTIS Netherlands	EFFECTIS Netherlands	EFFECTIS Netherlands	EFFECTIS Netherlands	EFFECTIS Netherlands	EFFECTIS Netherlands	ITB Poland	ITB Poland	ITB Poland	ITB Poland	ITB Poland	EFFECTIS Netherlands
standard	EN 1634-1:2000	EN 1634-1:2000	EN 1634-1:2000	EN 1634-1:2000	EN 1634-1:2000	EN 1634-1:2000	EN 1634-1:2000	EN 1634-1:2000	EN 1634-1:2000	EN 1634-1:2000	EN 1634-1:2000	EN 1634-1:2000
test report nr	2008-Efectis-R0174 Rev.1	2008-Efectis-R0174 Rev.1	2008-Efectis-R0174 Rev.1	2008-Efectis-R0800	2008-Efectis-R0800	2008-Efectis-R0800	LP-557-1-08	LP-557-1-08	LP-557-1-08	LP-557-1-08	LP-557-1-08	2008-Efectis-R0802
class. Report nr	2008-Efectis-R0175	2008-Efectis-R0175	2008-Efectis-R0175	2008-Efectis-R0801	2008-Efectis-R0801	2008-Efectis-R0801	-	-	-	-	-	2008-Efectis-R0803
fire resistant classification	E30 / EI120 / E1230 / EW30	E30 / EI120 / E1230 / EW30	E30 / EI120 / E1230 / EW30	EI1 30	EI1 30	EI1 30	EI1 30	EI1 30	EI1 30	EI1 30	EI1 30	EI1 30 - E45 - EI445
infill 1	PILKINGTON, Pyrostop 30/10, 15mm	PILKINGTON, Pyrostop 30/10, 15mm	PILKINGTON, Pyrostop 30/10, 15mm	AGC, pyrobel 16 EG, 17.3mm	AGC, pyrobel 16 EG, 17.3mm	AGC, pyrobel 16 EG, 17.3mm	PILKINGTON, Pyrostop 30/10, 15mm	PILKINGTON, Pyrostop 30/10, 15mm	PILKINGTON, Pyrostop 30/10, 15mm	PILKINGTON, Pyrostop 30/10, 15mm	PILKINGTON, Pyrostop 30/10, 15mm	PILKINGTON, Pyrostop 30/10, 15mm
infill 2	1050 x 2136 (2,24m ²)	1050 x 2136 (2,24m ²)	1050 x 2136 (2,24m ²)	1136 x 2396 (2,72m ²)	1136 x 2396 (2,72m ²)	1136 x 2396 (2,72m ²)	772 x 2074 (1,60m ²)	772 x 2074 (1,60m ²)	772 x 2074 (1,60m ²)	772 x 2074 (1,60m ²)	772 x 2074 (1,60m ²)	936 x 2163 (2,00m ²)
infill 3	-	-	-	-	-	-	PILKINGTON, Pyrostop 30/10, 15mm	PILKINGTON, Pyrostop 30/10, 15mm	PILKINGTON, Pyrostop 30/10, 15mm	PILKINGTON, Pyrostop 30/10, 15mm	PILKINGTON, Pyrostop 30/10, 15mm	PILKINGTON, Pyrostop 30/10, 15mm
infill 4	-	-	-	-	-	-	836 x 1936 (1,62m ²)	836 x 1936 (1,62m ²)	836 x 1936 (1,62m ²)	836 x 1936 (1,62m ²)	836 x 1936 (1,62m ²)	880 x 2274 (2,00m ²)
infill 5	-	-	-	-	-	-	PILKINGTON, Pyrostop 30/20, 18mm	PILKINGTON, Pyrostop 30/20, 18mm	PILKINGTON, Pyrostop 30/20, 18mm	PILKINGTON, Pyrostop 30/20, 18mm	PILKINGTON, Pyrostop 30/20, 18mm	PILKINGTON, Pyrostop 30/20, 18mm
supplier hinges	Dr Hahn	Dr Hahn	Dr Hahn	Dr Hahn	Dr Hahn	Dr Hahn	Dr Hahn	Dr Hahn	Dr Hahn	Dr Hahn	Dr Hahn	Dr Hahn
reference hinges	065.6380.XX	065.6380.XX	065.6380.XX	065.6380.XX	065.6380.XX	065.6380.XX	065.6381.XX	065.6381.XX	065.6381.XX	065.6381.XX	065.6380.XX	065.6380.XX
supplier locking device active leaf	WILKA	WILKA	WILKA	BKS	BKS	BKS	WILKA	WILKA	WILKA	WILKA	BKS + WILKA	BKS + WILKA
ref locking device active leaf	061.7302.ZC	061.7302.ZC	061.7302.ZC	061.7840.--	061.7840.--	061.7840.--	061.7303.ZC	061.7303.ZC	061.7303.ZC	061.7303.ZC	061.7843.-- + 061.7303.ZC	061.7303.ZC
supplier locking device passive leaf	-	-	-	-	-	-	-	-	-	-	-	-
ref locking device passive leaf	-	-	-	-	-	-	-	-	-	-	-	-
supplier locking device	-	-	-	-	-	-	-	-	-	-	-	-
ref locking device	-	-	-	-	-	-	-	-	-	-	-	-
supplier handle active leaf	SOBINCO	SOBINCO	SOBINCO	BKS	BKS	BKS	SOBINCO	SOBINCO	SOBINCO	SOBINCO	BKS + SOBINCO	BKS + SOBINCO
ref handle active leaf	061.7230.XX	061.7230.XX	061.7230.XX	061.6431.--	061.6431.--	061.6431.--	061.7230.XX	061.7230.XX	061.7230.XX	061.7230.XX	061.6431.-- + 061.7230.XX	061.6431.-- + 061.7230.XX
supplier handle passive leaf	-	-	-	-	-	-	-	-	-	-	-	-
ref handle passive leaf	-	-	-	-	-	-	-	-	-	-	-	-
bottom door	brush, 081.9141.04	brush, 081.9141.04	brush, 081.9141.04	German bottom solution with automatic doorgasket 081.9050.--	German bottom solution with automatic doorgasket 081.9050.--	German bottom solution with automatic doorgasket 081.9050.--	brush, 081.9141.04	brush, 081.9141.04	brush, 081.9141.04	brush, 081.9141.04	Threshold + automatic doorgasket 081.9050.--	Threshold + automatic doorgasket 081.9050.--
supplier doorcloser	GEZE	GEZE	GEZE	GEZE	GEZE	GEZE	GEZE	GEZE	GEZE	GEZE	GEZE	GEZE
ref doorcloser	065.7581.14	065.7581.14	065.7581.14	065.7581.14	065.7581.14	065.7581.14	065.7581.14	065.7581.14	065.7581.14	065.7581.14	065.7581.14	065.7581.14
reinforcement profile	NO	NO	NO	NO	NO	NO	NO	NO	NO	NO	NO	YES



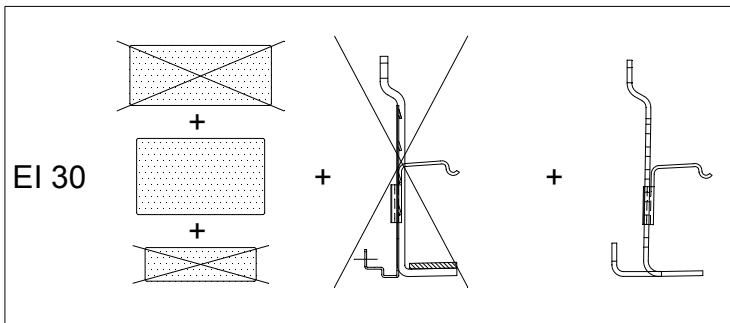
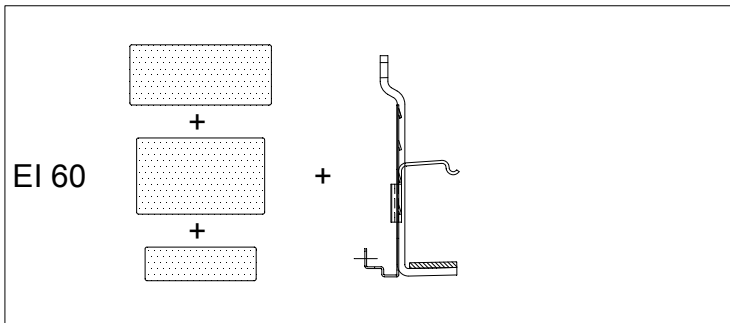
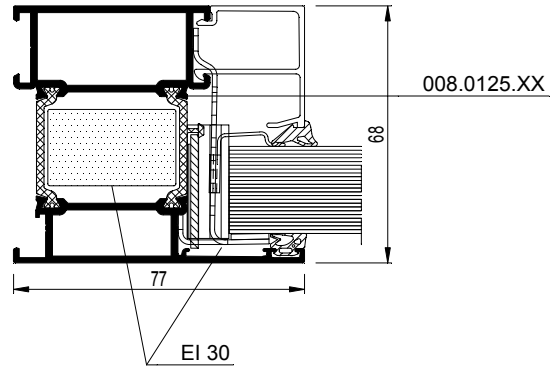
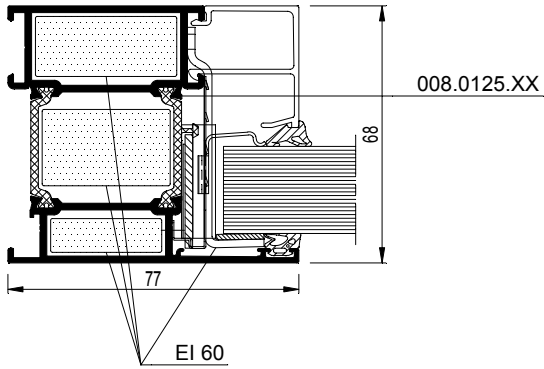
Fire classification following EN 13501-2 doors : 2008- Efectis- R0936


	TEST 7 (30)		TEST 8 (30)		TEST 9 (30)		TEST 10 (30)	
	double door	double door	double door	double door	double door panic EN179	double door panic EN125	double door panic EN125	double door panic EN125
technical file	TF080704-DB-REYNAERS	TF080718-DB-REYNAERS	TF080704-DB-REYNAERS	TF080718-DB-REYNAERS	TF081031-DB-REYNAERS	TF081015-DB-REYNAERS	TF081015-DB-REYNAERS	TF081015-DB-REYNAERS
opening	outward opening	outward opening	outward opening	outward opening	outward opening	outward opening	outward opening	outward opening
opening side	away from fire	towards the fire	towards the fire	away from fire	away from fire	away from fire	away from fire	away from fire
dimension outer frame B x H (mm)	2353 x 2396mm	2353 x 2396mm	2353 x 2396mm	2353 x 2396mm	2300 x 2353mm	3940 x 2985mm	3940 x 2985mm	3940 x 2985mm
dimension door leaf B x H (mm)	(2x1160) x 2300	(1010 + 1310) x 2300	(1010 + 1310) x 2300	(2x1120) x 2300	(2x1120) x 2300	(2x1160) x 2300	(2x1160) x 2300	(2x1160) x 2300
total opening	2260 x 2285	2260 x 2285	2260 x 2285	2164 x 2285mm	2164 x 2285mm	2260 x 2285	2260 x 2285	2260 x 2285
supporting construction	low density 200mm, 800kg/m³	low density 200mm, 800kg/m³	low density 200mm, 800kg/m³	brickwork construction	brickwork construction	associated supp.	associated supp.	Construction, double door in glazed wall
fixation method	method A, anchors 065.6297.00	method A, anchors 065.6297.00	method A, anchors 065.6297.00	method B, FUR 10 x 160 T A4 and FUR 8 x 120 T A4	method B, FUR 10 x 160 T A4 and FUR 8 x 120 T A4	method B, FUR 10 x 160 T A4 and FUR 8 x 120 T A4	method B, FUR 10 x 160 T A4 and FUR 8 x 120 T A4	method B, FUR 10 x 160 T A4 and FUR 8 x 120 T A4
laboratory	ITB Poland	ITB Poland	ITB Poland	Warrington Fire Gent	Warrington Fire Gent	IFT Germany	IFT Germany	IFT Germany
standard	EN 1634-1:2000	EN 1634-1:2000	EN 1634-1:2000	EN 1634-1:2000	EN 1634-1:2000	EN 1634-1:2000	EN 1634-1:2000	EN 1634-1:2000
test report nr	LP-557-2-08	LP-557-3-08	LP-557-3-08	13521A	13521A	271 37150	271 37150	271 37150
class: Report nr								
fire resistant classification	E/I	E/I	E/I	E/I 30, E45, E/W45	E/I 30, E45, E/W45	E/I 30	E/I 30	E/I 30
infill 1	PILKINGTON, Pyrostop 30/10, 15mm	AGC, pyrobel 16 EG, 39mm (16-9.6)	AGC, pyrobel 16 EG, 39mm (16-9.6)	AGC, pyrobel 16EG, 39mm	AGC, pyrobel 16EG, 39mm	PILKINGTON, Pyrostop 30-10, 15mm	PILKINGTON, Pyrostop 30-10, 15mm	PILKINGTON, Pyrostop 30-10, 15mm
infill 2	995 x 2136mm (2,13m²)	846 x 2136mm (1,80m²)	846 x 2136mm (1,80m²)	2x (638 x 1037) - (2x 0,66m²)	2x (638 x 1037) - (2x 0,66m²)	673 x 1385mm 2x - (2x 0,88m²)	673 x 1385mm 2x - (2x 0,88m²)	673 x 1385mm 2x - (2x 0,88m²)
infill 3	995 x 2136mm (2,13m²)	1146 x 2136mm (2,45m²)	1146 x 2136mm (2,45m²)	2x (248 x 1037) - (2x 0,25m²)	2x (248 x 1037) - (2x 0,25m²)	261 x 1385mm 2x - (2x 0,36m²)	261 x 1385mm 2x - (2x 0,36m²)	261 x 1385mm 2x - (2x 0,36m²)
infill 4				AGC, pyrobel 16EG, 39mm	AGC, pyrobel 16EG, 39mm	261 x 689mm 2x - (2x 0,18m²)	261 x 689mm 2x - (2x 0,18m²)	261 x 689mm 2x - (2x 0,18m²)
infill 5				AGC, pyrobel 16EG, 39mm	AGC, pyrobel 16EG, 39mm	645 x 2279mm (1,47m²)	645 x 2279mm (1,47m²)	645 x 2279mm (1,47m²)
supplier hinges	Dr Hahn	Dr Hahn	Dr Hahn	SAVIO	SAVIO	645 x 530mm (0,34m²)	645 x 530mm (0,34m²)	645 x 530mm (0,34m²)
reference hinges	065.6380.XX	065.6380.XX	065.6380.XX	Savio	Savio	2352 x 530mm (1,25m²)	2352 x 530mm (1,25m²)	2352 x 530mm (1,25m²)
supplier locking device active leaf	BKS	BKS	BKS	065.6381.XX	065.6381.XX	653 x 2279mm (1,49m²)	653 x 2279mm (1,49m²)	653 x 2279mm (1,49m²)
ref locking device active leaf	061.7841.--	061.7841.--	061.7841.--	065.6381.XX	065.6381.XX	065.6382.XX	065.6382.XX	065.6382.XX
supplier locking device passive leaf	-	-	-	BKS	BKS	BKS, panic EN125	BKS, panic EN125	BKS, panic EN125
ref locking device passive leaf	-	-	-	061.7845.--	061.7845.--	061.7844.--	061.7844.--	061.7844.--
supplier handle active leaf	BKS	BKS	BKS	BKS	BKS	BKS, panic EN125	BKS, panic EN125	BKS, panic EN125
ref handle active leaf	061.6431.--	061.6431.--	061.6431.--	061.6430.--	061.6430.--	061.6612.ZC	061.6612.ZC	061.6612.ZC
supplier handle passive leaf	-	-	-	automatic doorgasket, 08.1.9050.--	automatic doorgasket, 08.1.9050.--	Threshold	Threshold	Threshold
ref handle passive leaf	-	-	-	GEZE	GEZE	GEZE	GEZE	GEZE
bottom door	automatic doorgasket, 081.9041.--	brush, 081.9141.04	brush, 081.9141.04	065.7583.14	065.7583.14	065.7584.14	065.7584.14	065.7584.14
supplier doorcloser	GEZE	GEZE	GEZE	NO	NO	YES	YES	YES
ref doorcloser	065.7583.14	065.7583.14	065.7583.14					
reinforcement profile	NO	NO	NO					



CS 77-FP EI 30

Samengesteld vast raam
Fenêtre fixe composée
Combined fixed window
Kombinierte Festverglasung







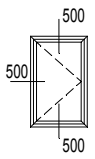
CS 77 Anti-burglary Proof (CS 77-AP)

Eléments ouvrants



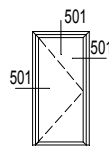
NEN

Fenêtres



CS 77 - 500

Portes



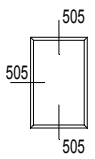
CS 77 - 500

Eléments fixes



ENV

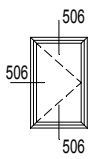
Fenêtres



CS 77 - 501

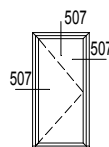
Eléments ouvrants

Fenêtres

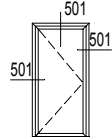
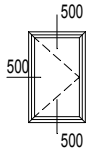


CS 77 - 501

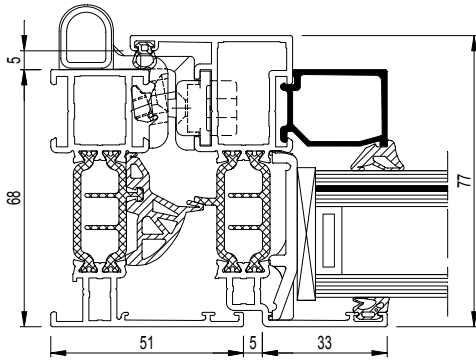
Portes



CS 77 - 501

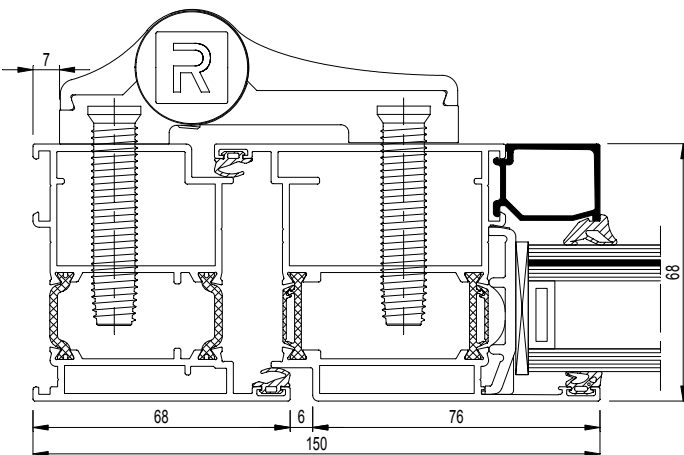


500

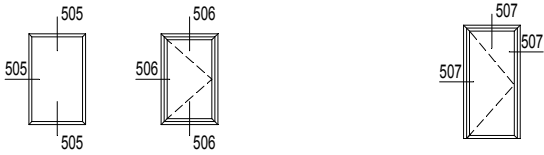


CS77-500001.dxf
CS77-500001.dwg

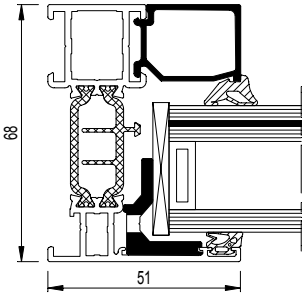
501



CS77-501001.dxf
CS77-501001.dwg

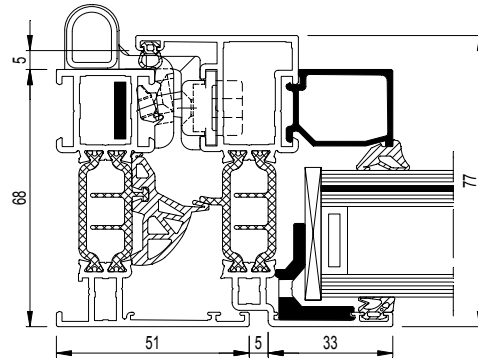


505



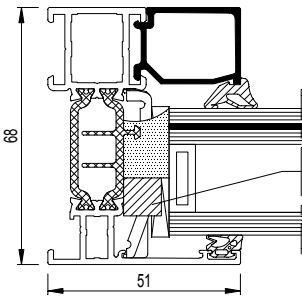
CS77-505001.dxf
 CS77-505001.dwg

506



CS77-506001.dxf
 CS77-506001.dwg

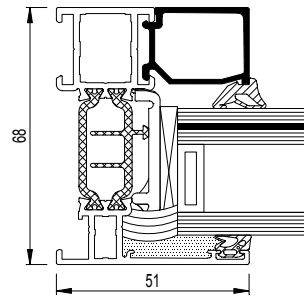
Variant 1



084.9380.04

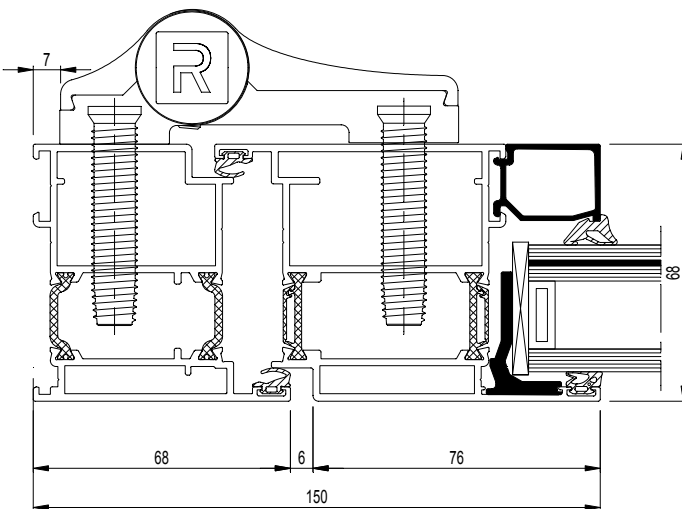
CS77-505002.dxf
 CS77-505002.dwg

Variant 2




CS77-505003.dxf
 CS77-505003.dwg

507



CS77-507001.dxf
 CS77-507001.dwg





Combinaisons avec d'autres systèmes

CW 50 - CS 77

CW 50 - CS 77-HV

TP 110

TLS 110

CP 155

CR 120

CS 77 - CN002

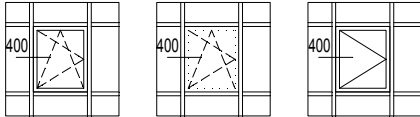
CS 77 - CN002

CS 77 - CN003

CS 77 - CN003

CS 77 - CN004

CS 77 - CN005



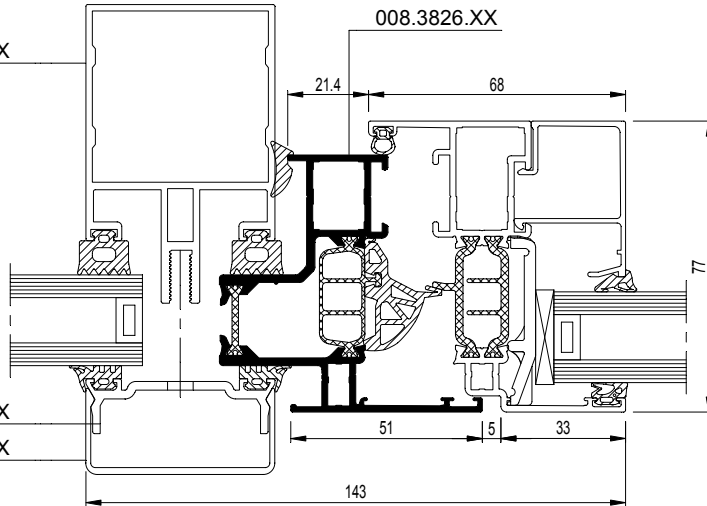
CW50 - CS77

400

034.1501.XX

034.2534.XX

034.0538.XX



CS77-400001.dxf
 CS77-400001.dwg

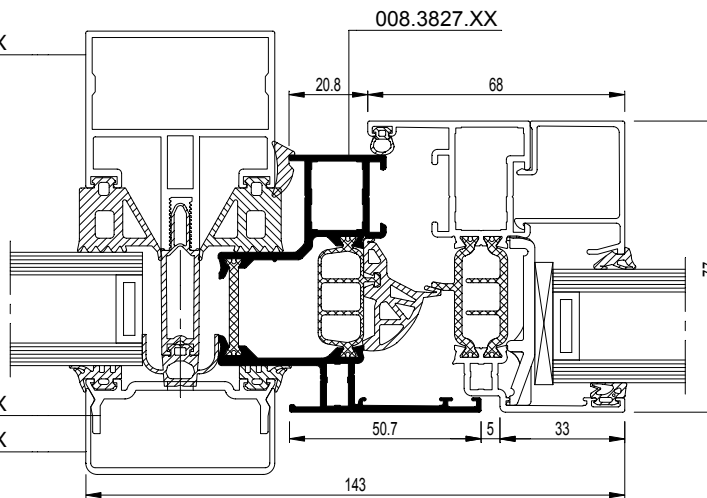
CW50 - CS77

400

034.1500.XX

034.2534.XX

034.0538.XX



CS77-400002.dxf
 CS77-400002.dwg

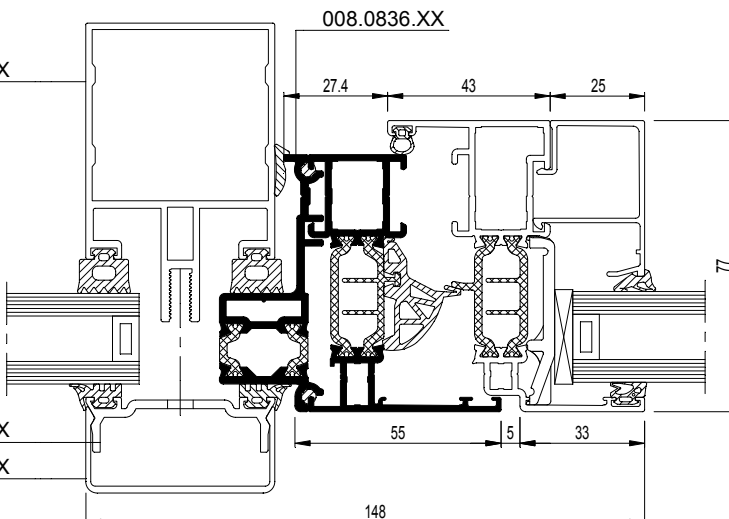
CW50 - CS77

400

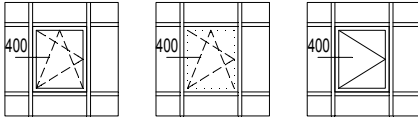
034.1501.XX

034.2534.XX

034.0538.XX

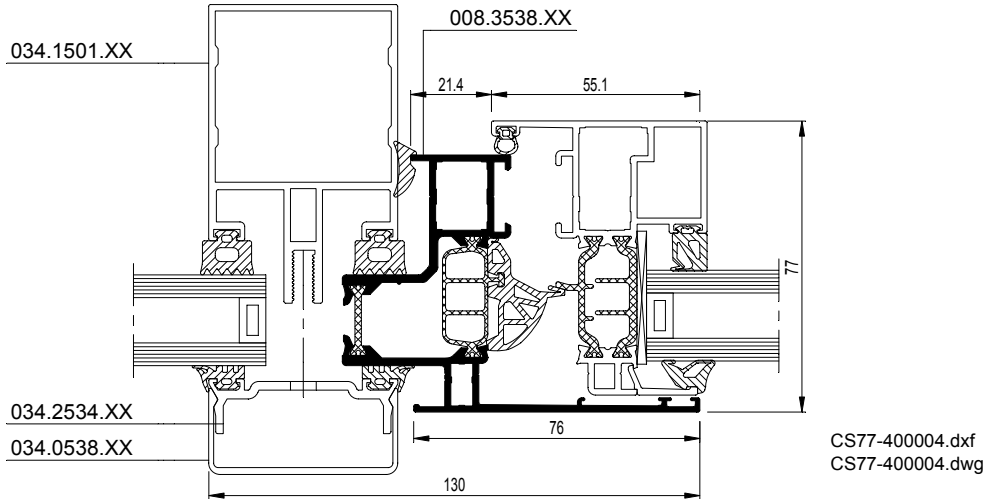


CS77-400003.dxf
 CS77-400003.dwg



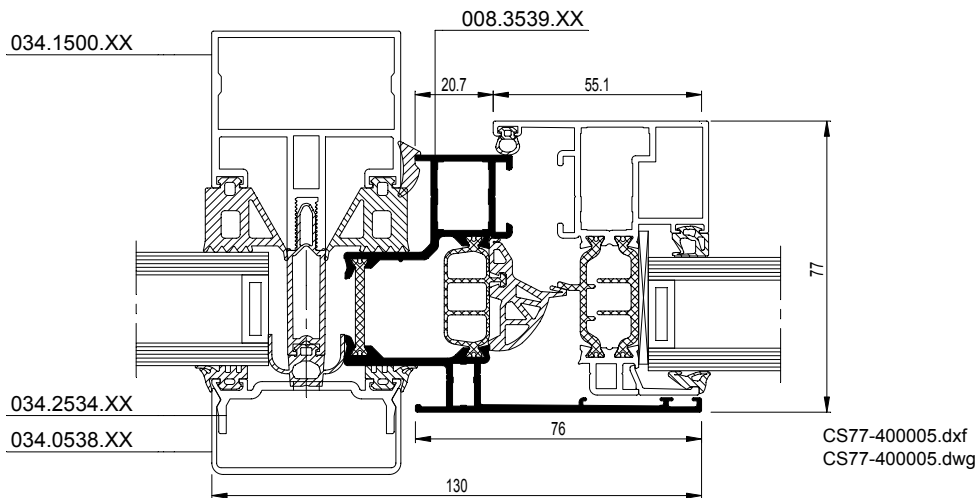
CW50 - CS77-HV

400



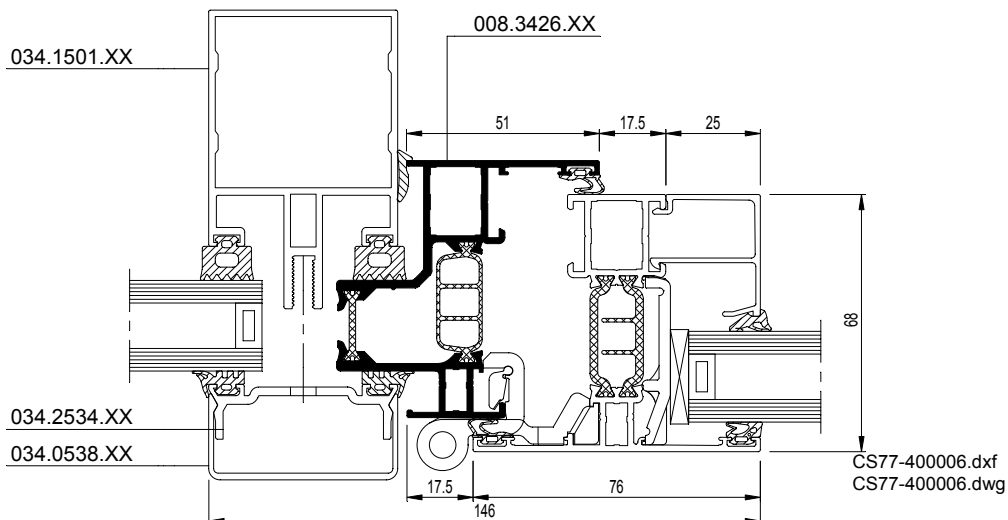
CW50 - CS77-HV

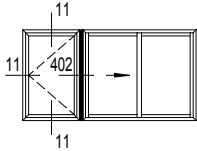
400



CW50 - CS77

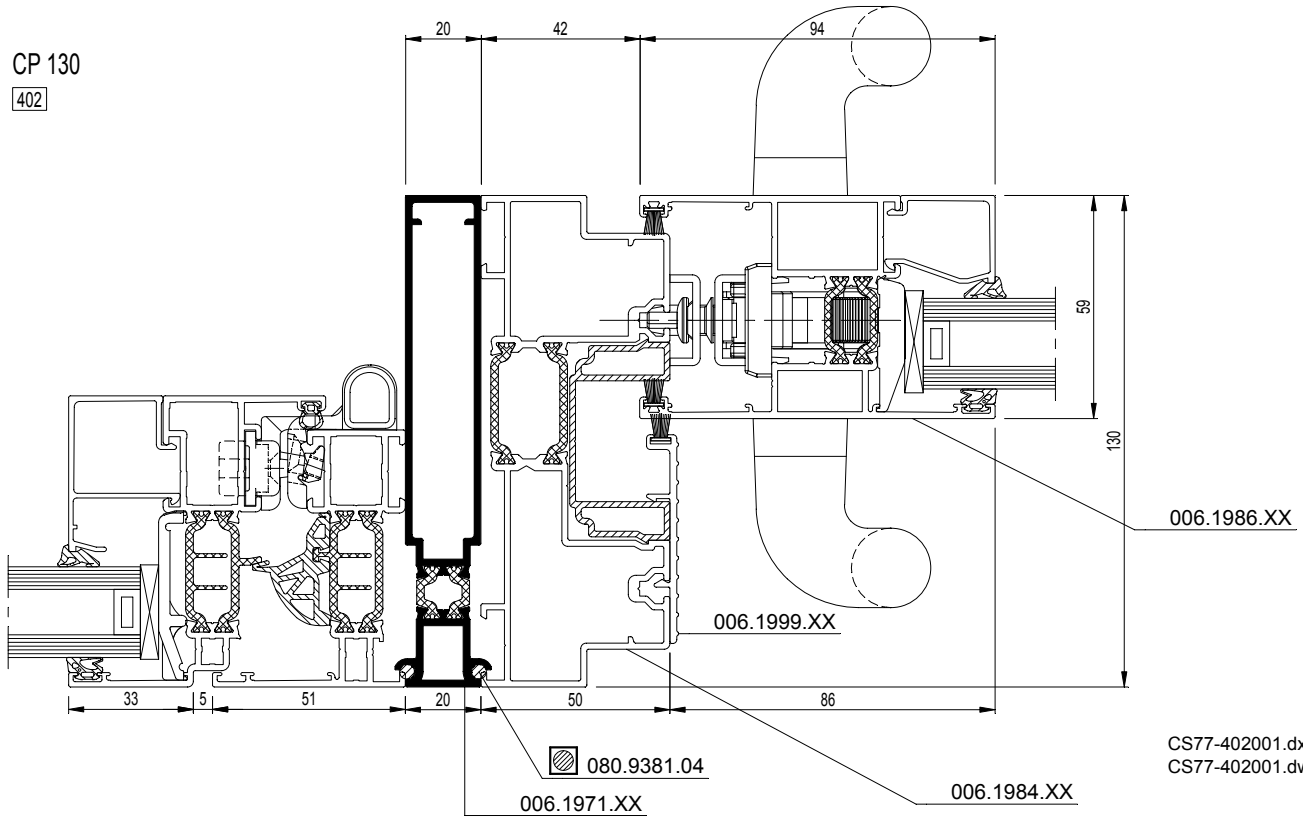
400





CP 130

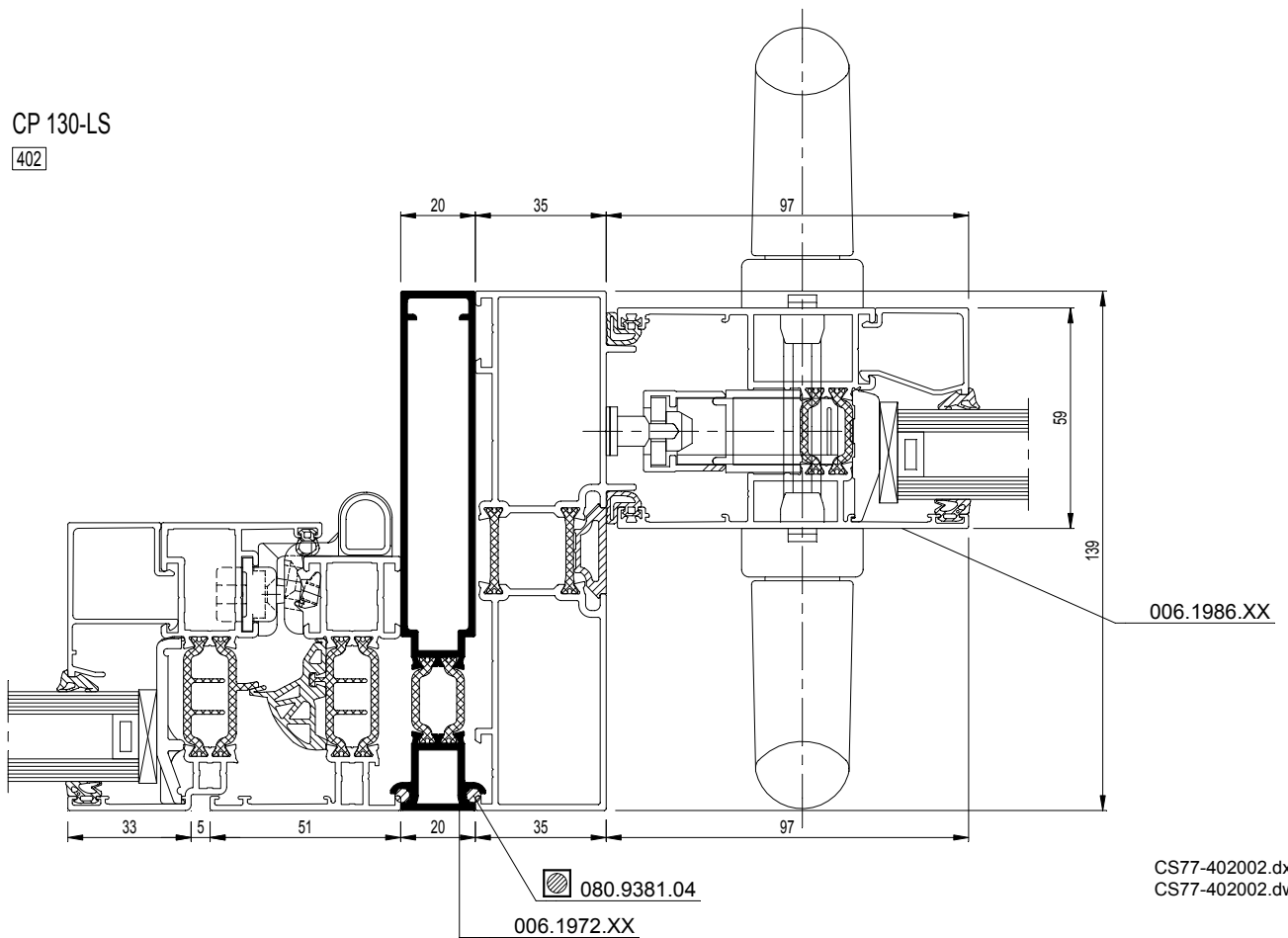
402



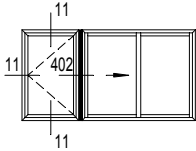
CS77-402001.dxf
 CS77-402001.dwg

CP 130-LS

402

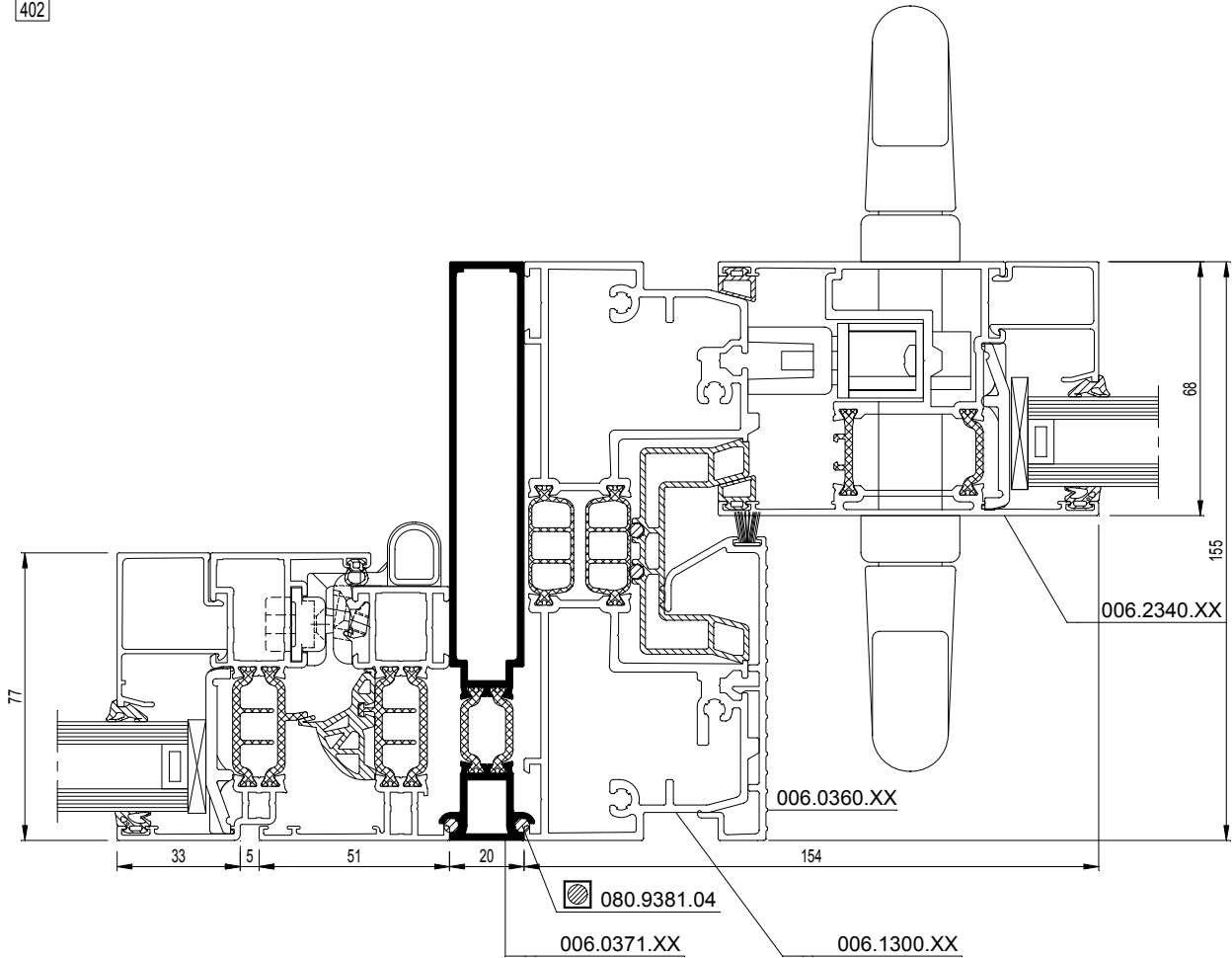


CS77-402002.dxf
 CS77-402002.dwg

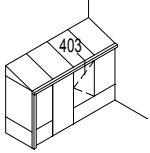


CP 155

402



CS77-402003.dxf
 CS77-402003.dwg



403

